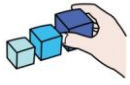


Activity 1:





Sort the images by following the instructions:

1. We use it to buy.
2. Has the flu.
3. Is an animal.
4. Being eaten at weddings.



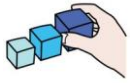
Glue the pictures in place:



Write down what you see in the picture:

1. _____
2. _____
3. _____
4. _____

Activity 2:




Sort the images by following the instructions:

1. It makes you cry.
2. Is sleepy.
3. We use to eat.
4. We use to bake.



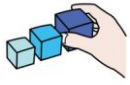
Glue the pictures in place:



Write down what you see in the picture:

1. _____
2. _____
3. _____
4. _____

Activity 3:






Sort the images by following the instructions:

1. It is a part of the body.
2. The witches wear it.
3. It is eaten.
4. They clean the streets.



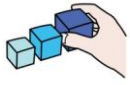
Glue the pictures in place:



Write down what you see in the picture:

1. _____
2. _____
3. _____
4. _____

Activity 4:





Sort the images by following the instructions:

1. It is a fruit.
2. It is hot.
3. It smells very good.
4. Used for painting.



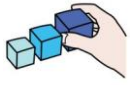
Glue the pictures in place:



Write down what you see in the picture:

1. _____
2. _____
3. _____
4. _____

Activity 5:



Sort the images by following the instructions:

1. The computer has it.
2. Used to prevent stains.
3. We wear at our feet.
4. It is used to hang wet clothes.



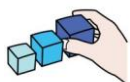
Glue the pictures in place:



Write down what you see in the picture:

1. _____
2. _____
3. _____
4. _____

Activity 6:







Sort the images by following the instructions:

1. It is in the park.
2. Sounds good.
3. It is a letter.
4. You have to stop.



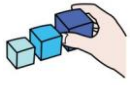
Glue the pictures in place:



Write down what you see in the picture:

1. _____
2. _____
3. _____
4. _____

Activity 7:





Sort the images by following the instructions:

1. It flies.
2. It is in your body.
3. Used in the kitchen.
4. Preserves food.



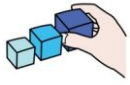
Glue the pictures in place:



Write down what you see in the picture:

1. _____
2. _____
3. _____
4. _____

Activity 8:






Sort the images by following the instructions:

1. It is a house.
2. Horses wear it.
3. Opens doors.
4. They love flowers.



Glue the pictures in place:



Write down what you see in the picture:

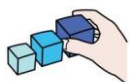
1. _____

2. _____

3. _____

4. _____

Activity 9:







Sort the images by following the instructions:

1. They are the same.
2. Is in the sky.
3. Is in your house.
4. Used to record.



Glue the pictures in place:



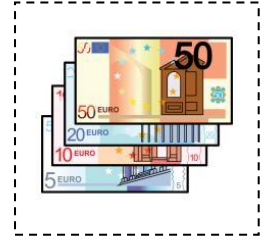

Write down what you see in the picture:

1. _____
2. _____
3. _____
4. _____



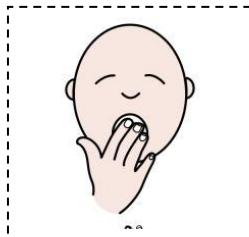


Knip de plaatjes uit:

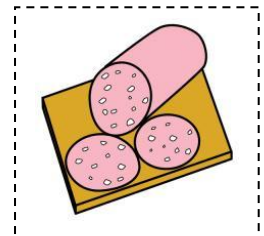
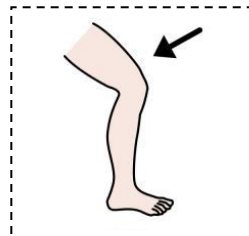

Activity 1:







Activity 2:




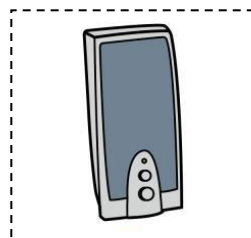
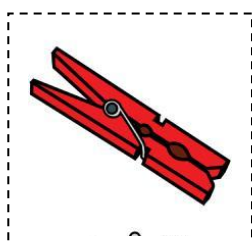
Activity 3:







Activity 4:




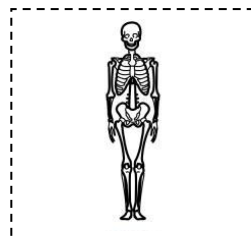

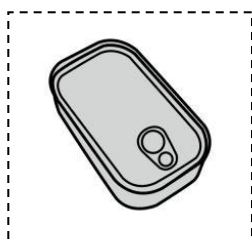
Activity 5:



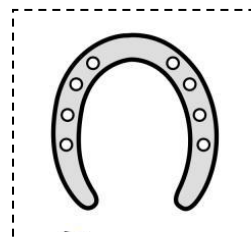
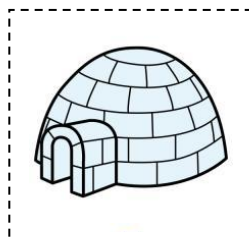


Activity 6:



Activity 7:



Activity 8:



Activity 9:

