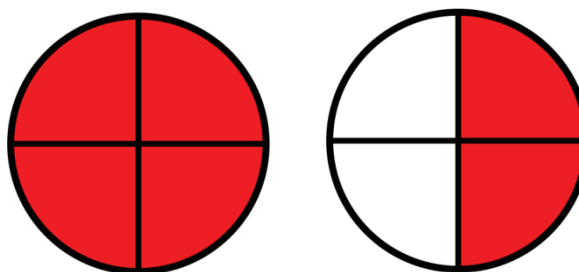
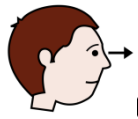


Conceitos básicos: INTEIRO - METADE


Nível I: Formas



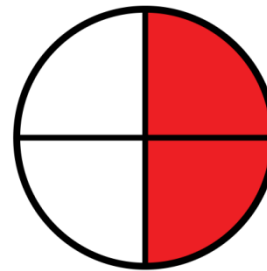


Olhe e aprenda.

INTEIRO



METADE










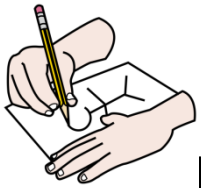
Circle

a resposta






correta:






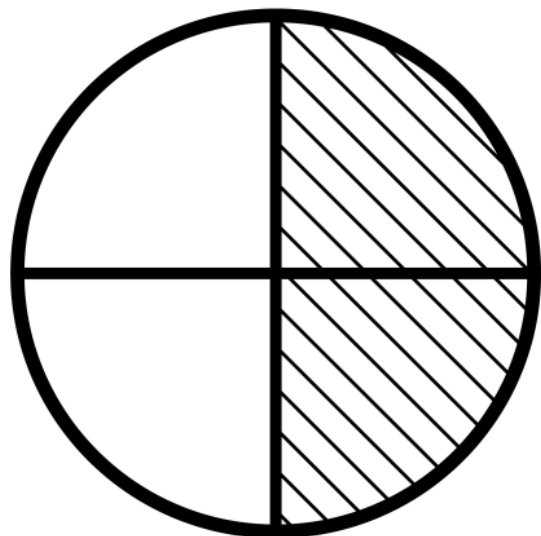


Faça uma linha reta para ver a metade dos objetos, como o exemplo:

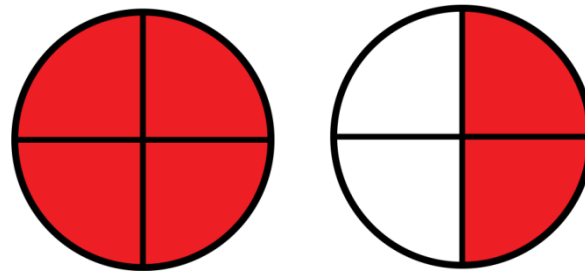


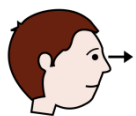


Pinte a metade dos objetos.



Conceitos básicos:
A METADE DE UM NÚMERO
Nível II


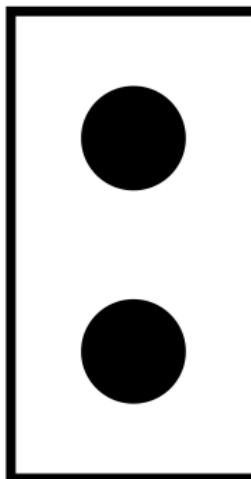





Olhe e aprenda.



4



2

Contenido de  <https://arasaac.org/>
Autor pictogramas: Sergio P





[s.com/](https://arasaac.org/) | Material de distribución
RASAAC (<http://arasaac.org>) Lice

PROHIBIDO su uso con FINES LUCRATIVOS
(\).

2







Recorte pela metade esses dados:






Pegue a metade dos dados:












Leia, pense e escreva

Marta  tem um bolo  de **6** pedaços . Ontem , Marta 










comeu  a metade  do bolo .







Quantos ? pedaços  Marta  comeu  ontem? 

 Resposta:

Quantos  pedaços  tem  essa pizza  ? Qual é a metade  ?

 Resposta:

Em uma sala de aula  tem  **14**  A metade  tem  bolas
de futebol , e a outra metade  tem  bonecas .

Quantas  bolas de futebol  tem?  ? Quantas  bonecas  tem  ?

Metade  de **14** ?

 Separe as  e as 

 Resposta: