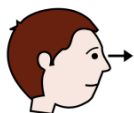
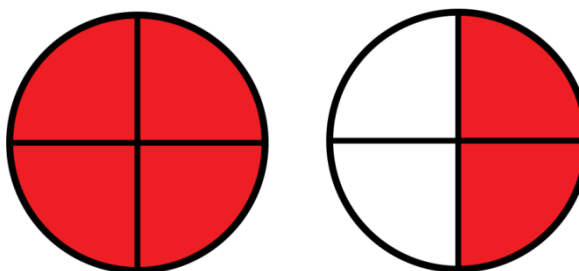


ОСНОВНИ ПОИМИ:

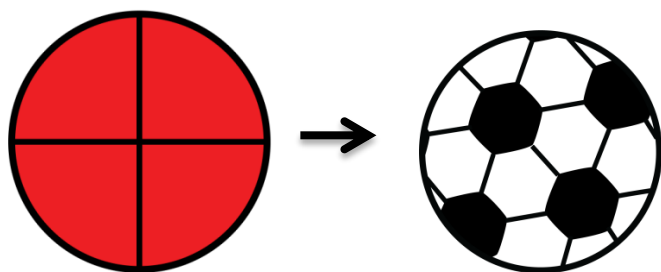
ЦЕЛА-ПОЛОВИНА

Ниво I: Форми

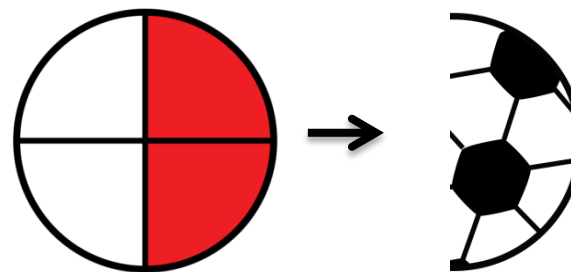


Гледајте и учете.

целина




половина





Заокружи го точниот одговор:



цело / половина



Цело / половина




Цело / половина




Цело / половина



Цело / половина




Цело / половина



Цело / половина




Цело / половина




Цело / половина



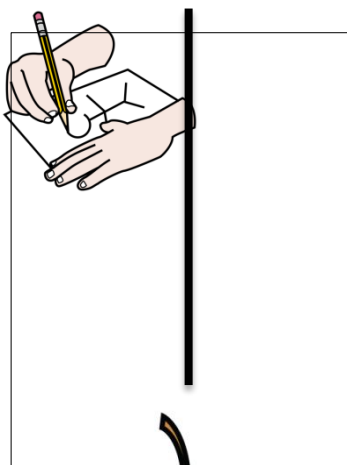
Цело / половина






Цело / половина





Цело / половина

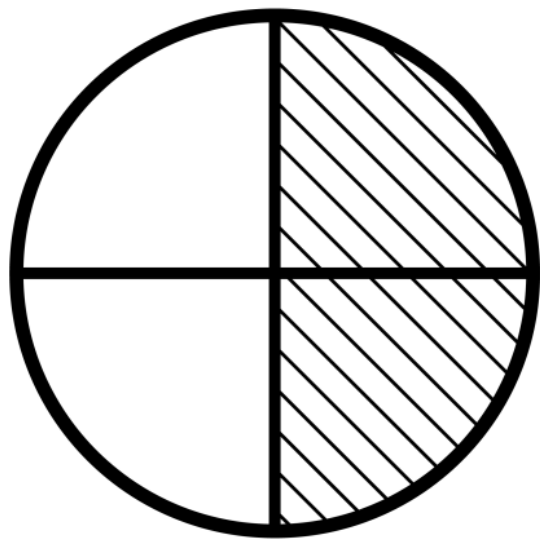


Нацртајте права линија за да видите
половина од овие предмети, како во примерот.

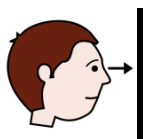
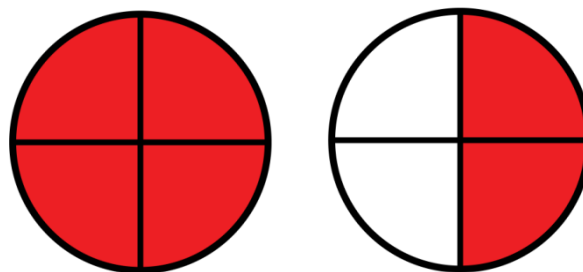




Обојте половина од овие цртежи.



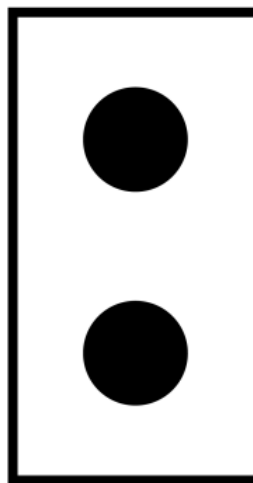
ОСНОВНИ КОНЦЕПТИ: ПОЛОВИНА БРОЈ – НИВО 2



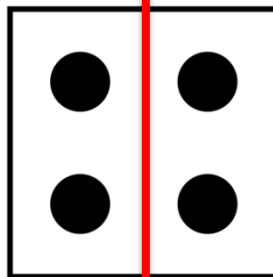
Гледајте и учете

Колку ги
има?


2



4



ЕДНАКВИ







2

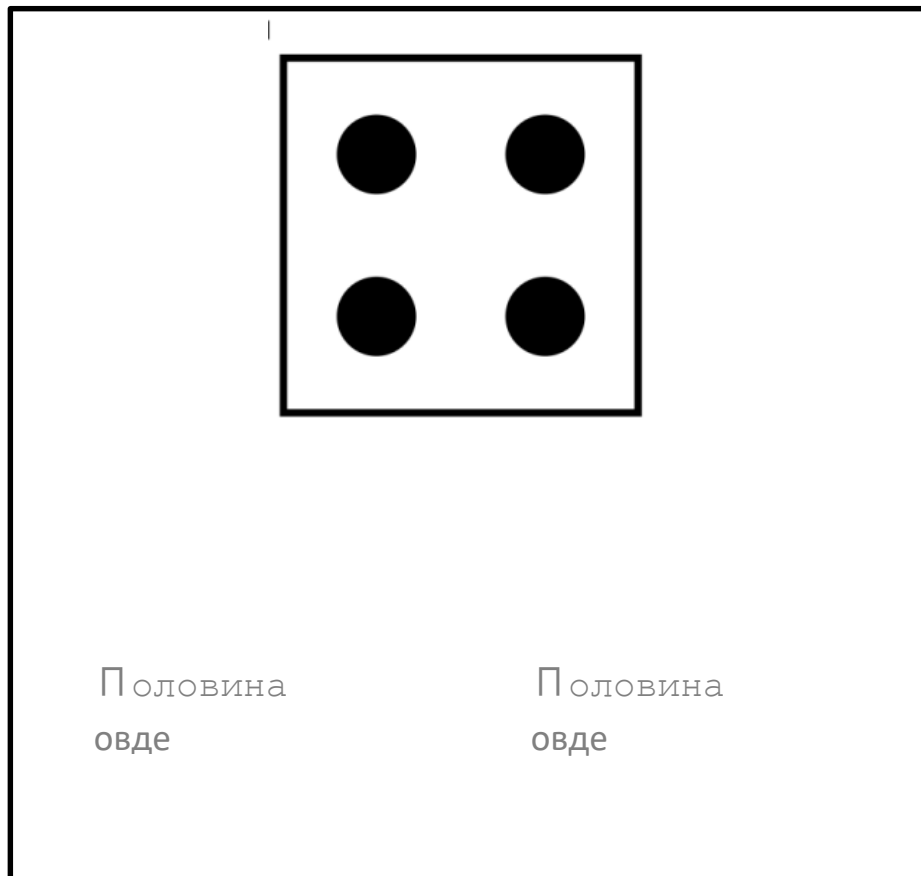
Колку ги
има?

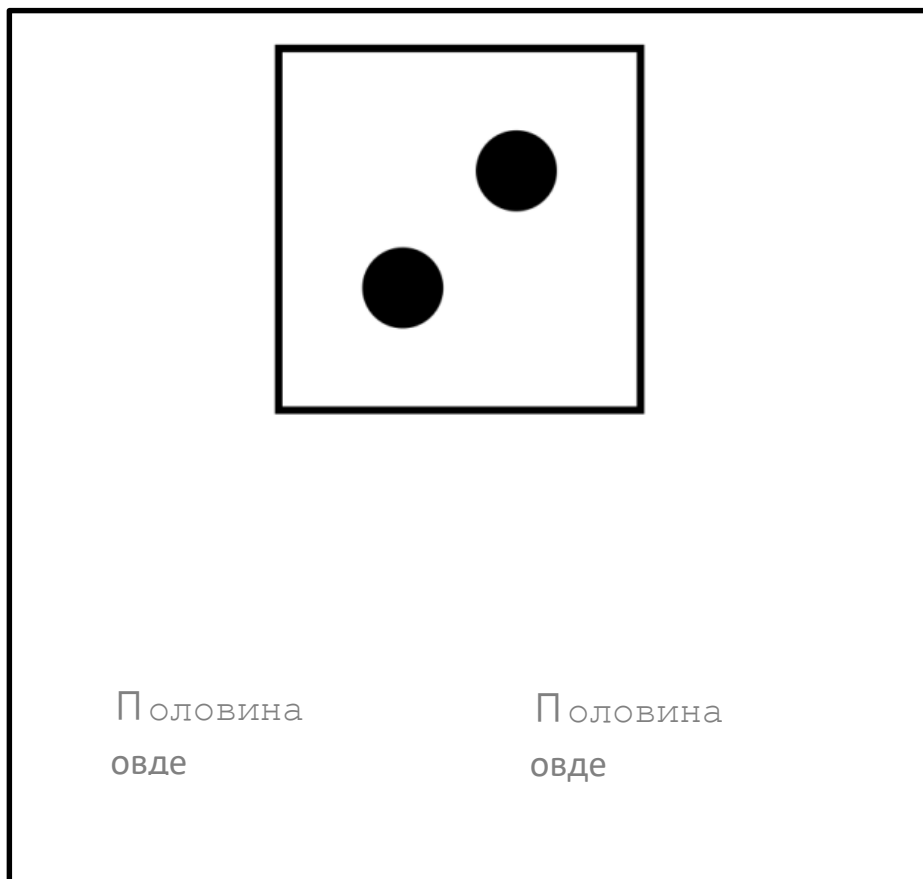



Исечете ги овие коцки на половина.



Залепете ги половините од коцките..







Читајте, размислувајте и пишувајте.

Марта  има торта  со **6** парчиња  . Вчера  ,






Marta 

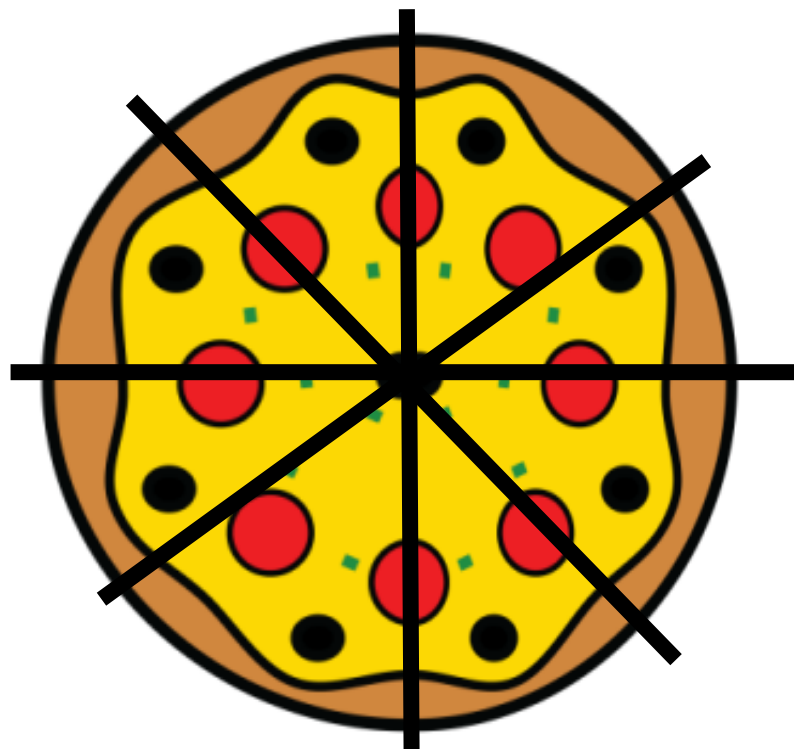
изеде  половина  од тортата  .

Колку  парчиња  изела  вчера  Марта  ?







Решение:

Колку  парчиња  има  оваа пица ? Која е
половината ?





Решение :


Во еден клас  има  14 деца  Половина  имаат
 фудбалски топки , а другата половина  имаат 
 кукли .

Колку  фудбалски топки  има  ? Колку  кукли 
 има  ?


Pistas



Contenido de <https://educaneia.wordpress.com/> | Material de distribución GRATUITA. PROHIBIDO su uso con FINES LUCRATIVOS
 Autor pictogramas: Sergio Palao Procedencia: ARASAAC (<http://arasaac.org>) Licencia: CC (BY-NC-SA). Превод: Фанија Блажевска

Половина  од **14 ?**



Нацртајте го  и



Решение :