


CENTRO DE INTERÉS:



“LA PRIMAVERA”




Autor pictogramas: Sergio Palao **Procedencia:** <http://catedu.es/arasaac/>
Licencia: [CC \(BY-NC\)](#) **Autora:** Almudena Vergara Cardona

Los recursos gráficos utilizados en la web www.soyvisual.org son parte de una obra colectiva propiedad de la Fundación Orange y han sido creados bajo licencia CC (BY-NC-SA)




FLOR



SOL




CALOR






MARIQUITA




ABEJA



CEREZA






SANDÍA




MARIPOSA



FRESA






HIERBA



FLORES

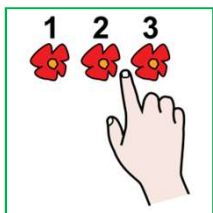


ARCOIRIS


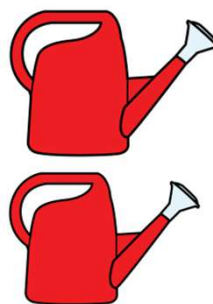




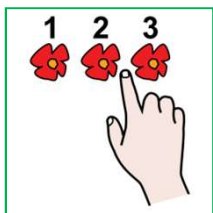
Vocabulario página 3 y 5

FLOR	SOL	CALOR
MARIQUITA	CEREZAS	ABEJA
SANDÍA	MARIPOSA	FRESA
HIERBA	FLORES	ARCOIRIS


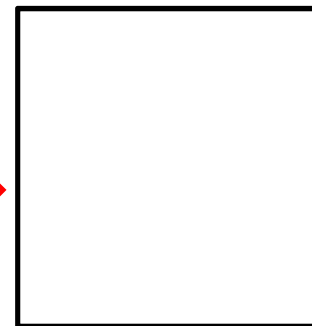







CUENTA


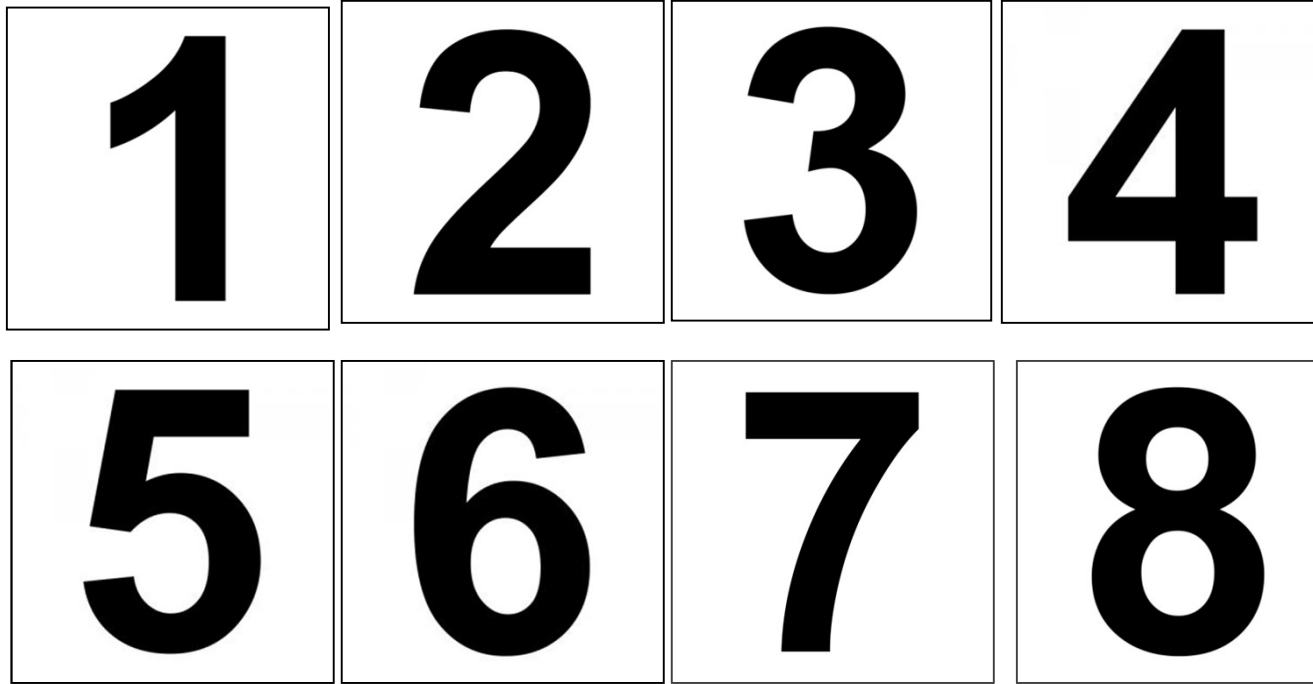




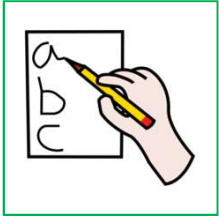
CUENTA




Números página 7 y 8



Letras página 10

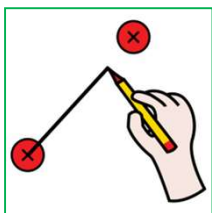


ESCRIBE







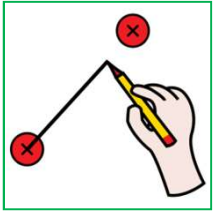
P R I M A V E R A

--	--	--	--	--	--	--	--	--





UNE









UNE



PLANTAS



BICHOS








PLANTAS


BICHOS



SIGUE LA SERIE



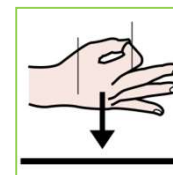
COMPLETA CON
LOS COLORES



LA




FLOR



ES



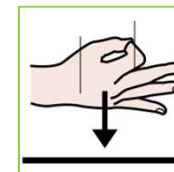
ROJA



LA



FLOR



ES



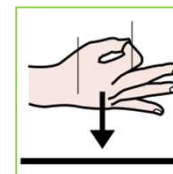
MORADA



LA



FLOR




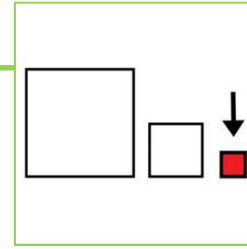
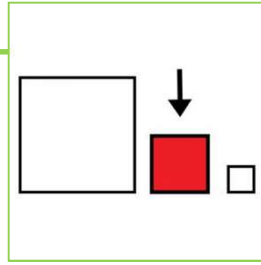
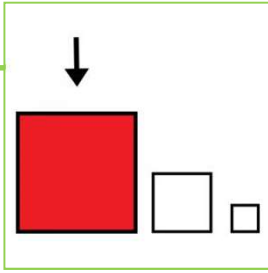
ES











ROSA

Pictogramas categorización página 13 y 14






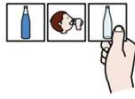


Pictogramas para series página 15



Pictogramas para página 16






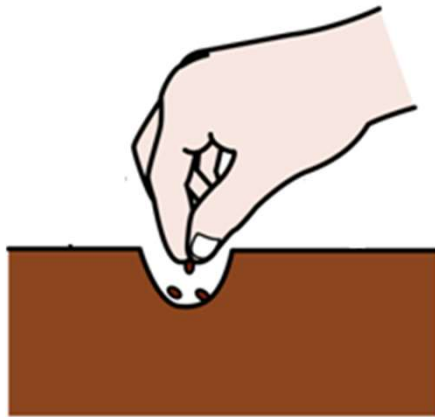



ORDENA LOS DIBUJOS

1



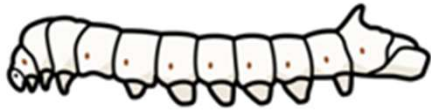
2

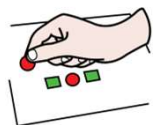
3

Imágenes para secuencia página 21





Imágenes para secuencia página 21






PON DENTRO O FUERA DE LA FLOR LAS MARIPOSAS Y LAS ABEJAS QUE TE INDIQUEN











PON ENCIMA O DEBAJO DE LA SETA LOS GNOMOS QUE TE DIGA:



Pictogramas para páginas 22 y 23











Rodea el número que representa la cantidad de dibujos



1 2 3 4



1 2 3 4



1 2 3 4



1 2 3 4




Señala en la imagen de arriba:





Señala en la imagen de arriba:





Señala en la imagen de arriba:

