


CENTRO DE INTERESSE:




“A PRIMAVERA”



Autor pictogramas: Sergio Palao **Procedencia:** <https://arasaac.org/> **Licencia:** CC (BY-NC)
Autora: Almudena Vergara Cardona **Traduzido por:** Carla Alexandra Amorim Viães



FLOR



SOL




CALOR





JOANINHA




ABELHA



CEREIJA






MELANCIA



BORBOLETA



MORANGO





ERVA



FLORES

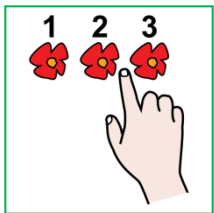


ARCOIRIS



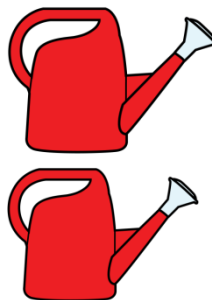



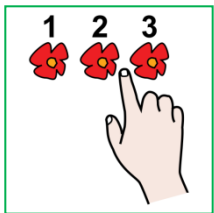
Vocabulario página 3 y 5

FLOR	SOL	CALOR
JOANINHA	CEREIJAS	ABELHA
MELANCIA	BORBOLETA	MORANGO
ERVA	FLORES	ARCOIRIS





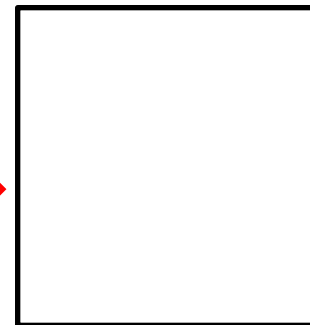





CONTA

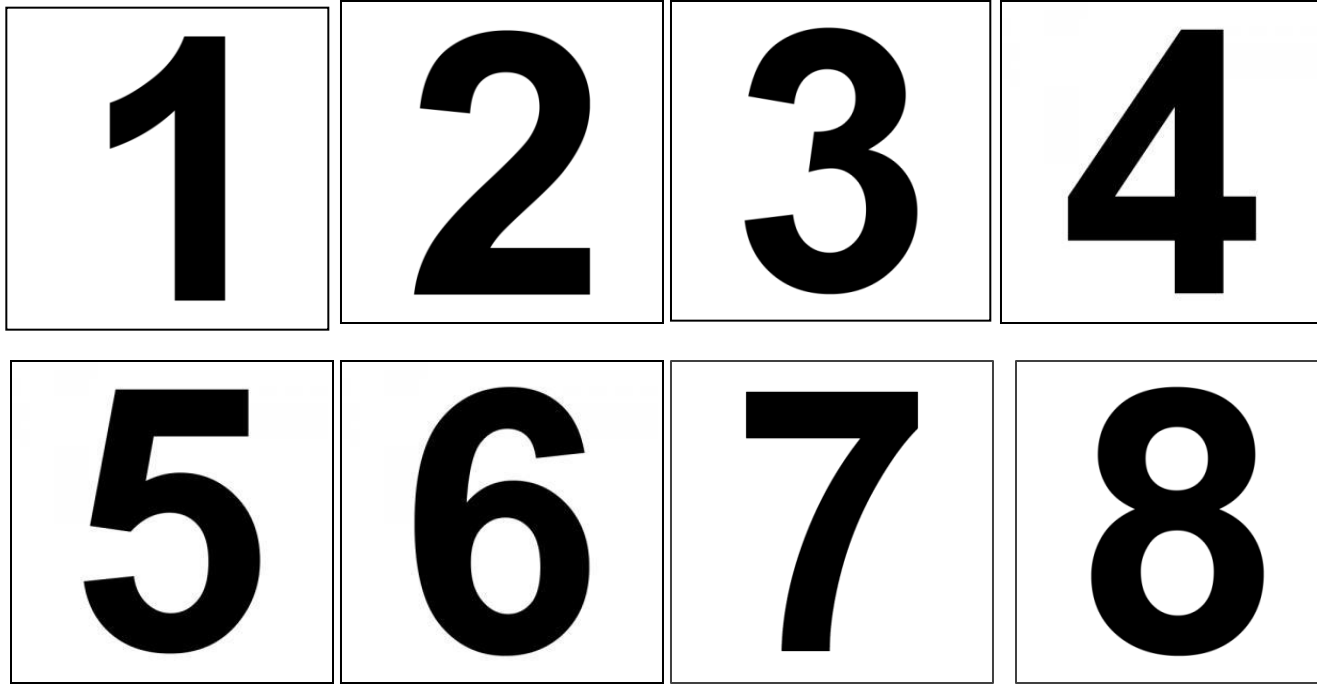




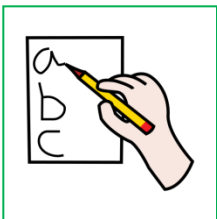
CONTA




Números página 7 e 8



Letras página 10

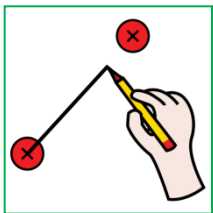


ESCREVE







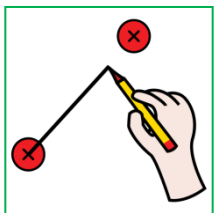
P R I M A V E R A

--	--	--	--	--	--	--	--	--





LIGA

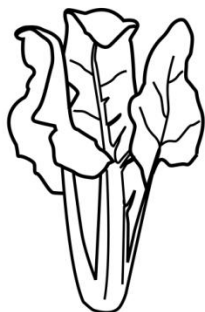







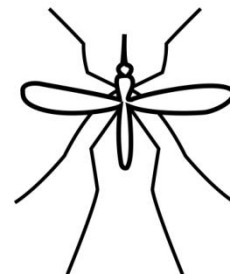

LIGA



PLANTAS



INSETOS



PLANTAS


INSETOS



SEGUE A SEQUÊNCIA



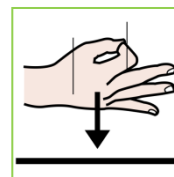
COMPLETA COM
AS CORES



A



FLOR



É

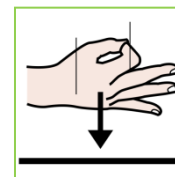
VERMELHA.



A




FLOR



É

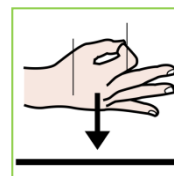
ROXA .



A




FLOR

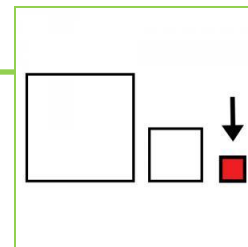
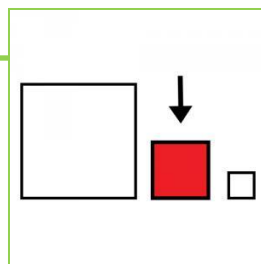
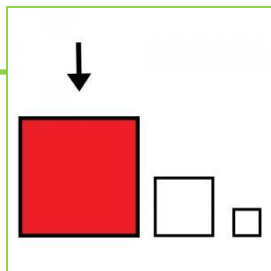








É

ROSA.

Pictogramas categorização página 13 e 14






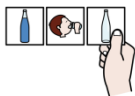


Pictogramas para sequências página 15



Pictogramas para página 16









ORDENA OS DesenhOS

1




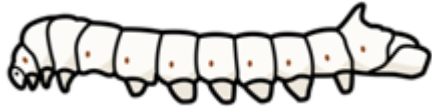
2


3

Imagens para sequência página 21





Imagens para sequência página 21







PÕE DENTRO OU FORA DA FLOR AS BORBOLETAS E AS ABELHAS QUE TE INDIQUEM























PÕE EM CIMA OU DEBAIXO DO COGUMELO OS GNOMOS QUE TE DIGA:











Rodea o número que representa a quantidade de desenhos




1

2

3

4




1

2

3

4



1

2

3

4



1

2

3

4




Rodeia na imagem de cima:





Rodeia na imagem de cima:





Rodeia na imagem de cima :

