


DEBUXAMOS CON FORMAS



DEBUXAMOS CON FORMAS

Material deseñado para traballar a copia de formas (a través da grafía) e o simbolismo.

A última páxina contén as formas para poder realizar todas as actividades que queiramos, podemos rodear as formas que queremos utilizar ou tachar as que non nos sirvan e elixir que debuxo facer.

Material realizado por Alba Pérez Fdez.

<https://creandoenespecial.blogspot.com/>

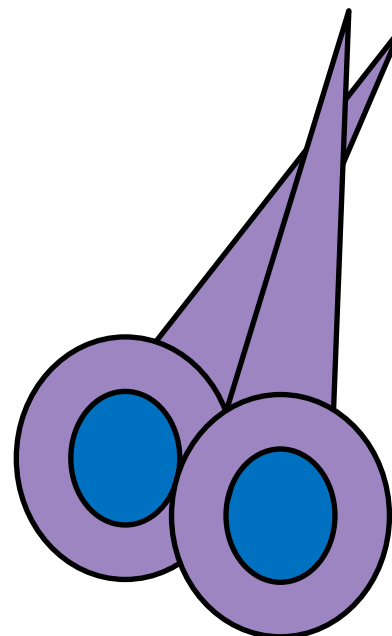
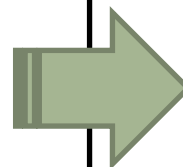

Autor pictogramas: Sergio Palao Procedencia: ARASAAC
(<http://arasaac.org>) Licencia: CC (BY-NC-SA) Propiedad: Gobierno de Aragón



EXEMPLO DE ACTIVIDADE








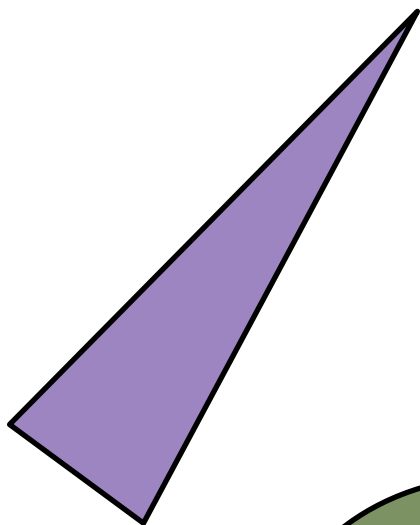
DEBUXA CON ESTAS FORMAS UNHAS TESOIRAS.



CE











DEBUXA CON ESTAS FORMAS UNHAS TESOIRAS.











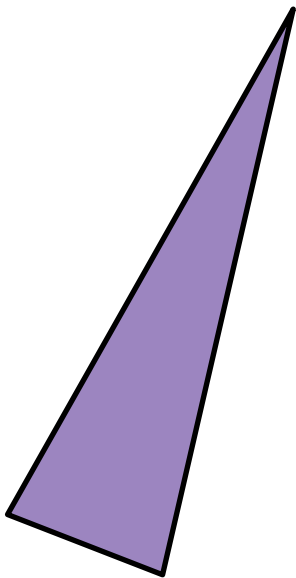
DEBUXA CON ESTAS FORMAS UN CABALO.



CE











DEBUXA CON ESTAS FORMAS UN RECIPIENTE.









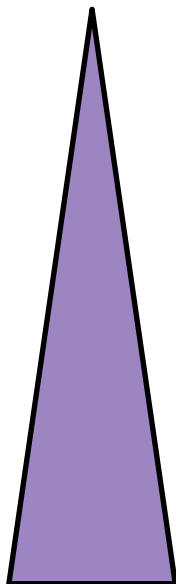




DEBUXA CON ESTAS FORMAS A PORTADA DUN LIBRO.



CE












DEBUXA CON ESTAS FORMAS UN AVIÓN.






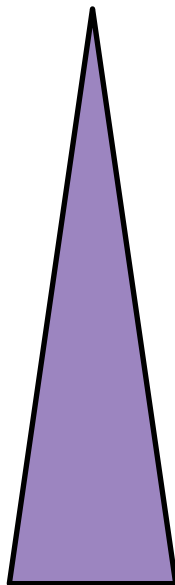






DEBUXA CON ESTAS FORMAS UNHA ASPIRADORA.













DEBUXA CON ESTAS FORMAS UNHA TARTA.



CE



DEBUXA CON ESTAS FORMAS UNHA MÁSCARA.





DEBUXA CON ESTAS FORMAS UN RELOJO.

