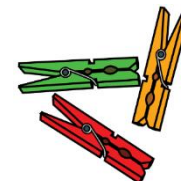
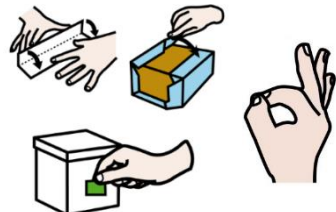



# 1

## ATIVIDADE MOTRICIDADE FINA

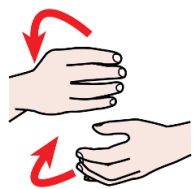


SERIAÇÃO E CLASSIFICAÇÃO COM PRENDEDORES



## ATIVIDADES DE MOTRICIDADE FINA: SERIAÇÃO E CLASSIFICAÇÃO COM PRENEDEDORES

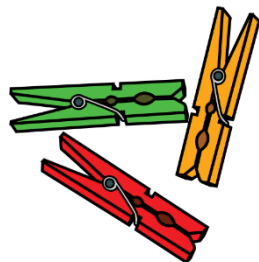
- A motricidade fina inclui movimentos pequenos e precisos. O trabalho motor fino estimula a coordenação olho-mão e treina movimentos complexos que implicam um refinamento das habilidades motoras globais.
- Este caderno propõe atividades diferenciadas de seriação e classificação por cores e figuras.
- Cada ficha apresenta uma única atividade, para que você possa escolher aquelas que deseja trabalhar.
- É acompanhado de uma ficha de continuação de trabalho a ser utilizada após a execução de uma proposta e de uma ficha de conclusão de atividades.
- É aconselhável começar com exercícios simples e aumentar gradualmente a dificuldade.
- As propostas podem ser facilmente adaptadas às cores e materiais disponíveis



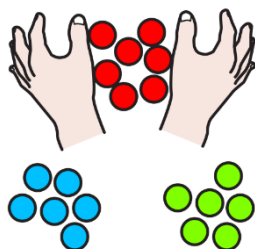
O QUE FAZEMOS?



CLASSIFICAÇÃO



PRENEDORES



AGRUPAMENTO

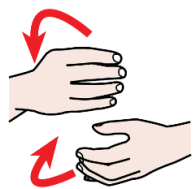


UMA



COR

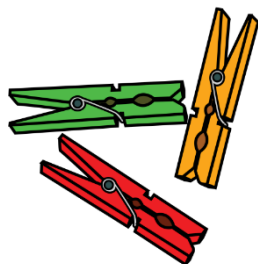




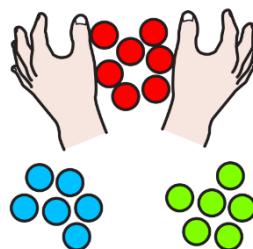
O QUE FAZEMOS?



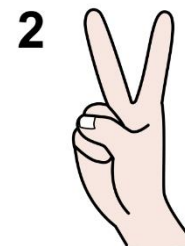
CLASSIFICAÇÃO



PRENEDORES



AGRUPAMENTO

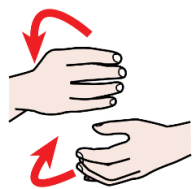


DUAS



CORES

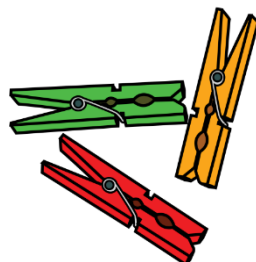




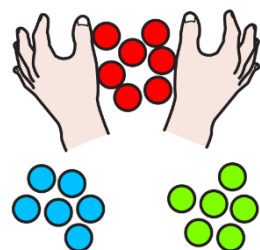
O QUE FAZEMOS?



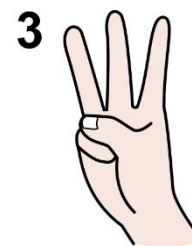
CLASSIFICAÇÃO



PRENEDORES



AGRUPAMENTO




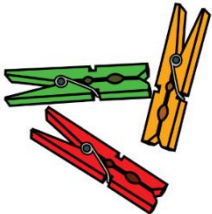
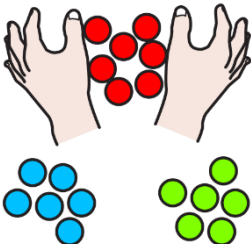


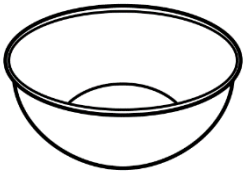



TRÊS






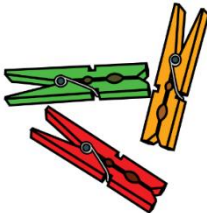
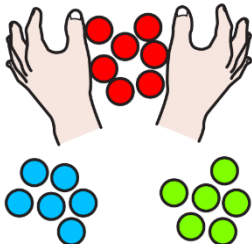



CORES

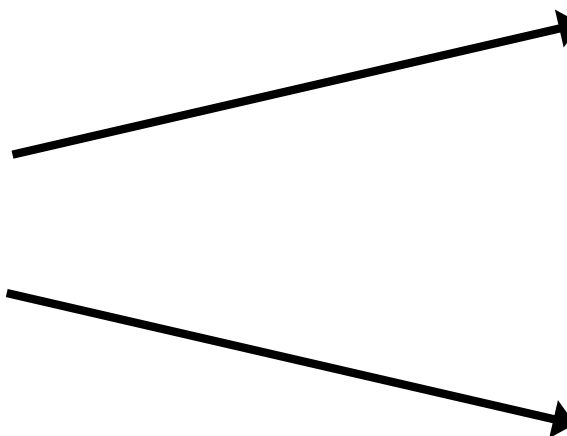


  <b>O QUE FAZEMOS?</b>					
 <p>CLASSIFICAÇÃO</p>	 <p>PRENDEDORES</p>	 <p>AGRUPAMENTO</p>	 <p>UMA</p>	 <p>COR</p>	 <p>POTE</p>

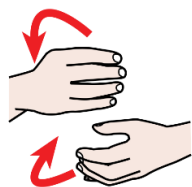




  <b>O QUE FAZEMOS?</b>					
 <p>CLASSIFICAÇÃO</p>	 <p>PRENDEDORES</p>	 <p>AGRUPAMENTO</p>	<p>2</p>  <p>DUAS</p>	 <p>CORES</p>	 <p>EM 2 POTES</p>



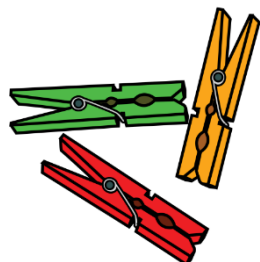




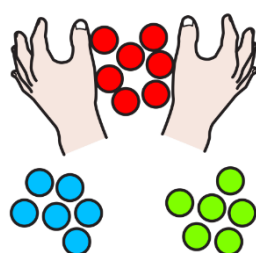
O QUE FAZEMOS?



CLASSIFICAÇÃO



PRENDEDORES




AGRUPAMENTO



TRÊS



CORES



EM 3 POTES

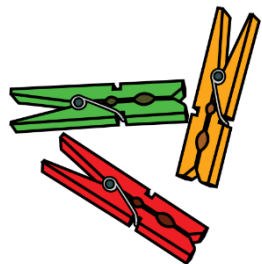





O QUE FAZEMOS?



CLASSIFICAÇÃO



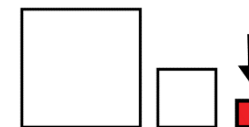
PRENEDORES






FORMAS E CORES



QUADRADO



PEQUENO

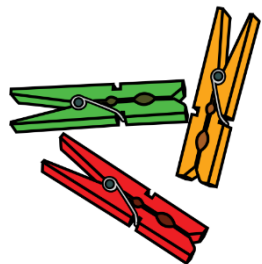





O QUE FAZEMOS?




CLASSIFICAÇÃO



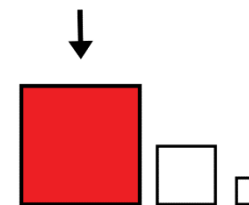
PRENDEDORES




FORMAS E CORES

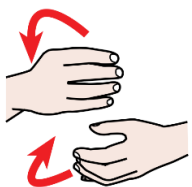


QUADRADO



GRANDE

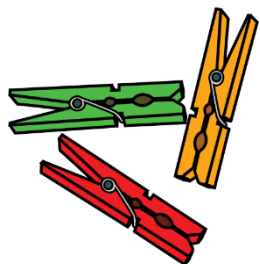





O QUE FAZEMOS?




CLASSIFICAÇÃO






PRENDEDORES



FORMAS E CORES



CÍRCULO

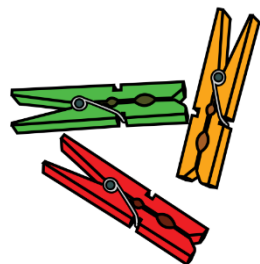





O QUE FAZEMOS?



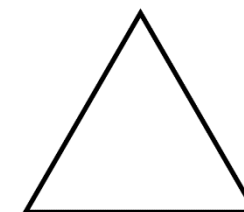
CLASSIFICAÇÃO






PRENDEDORES

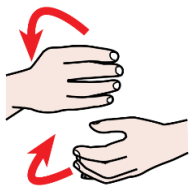


FORMAS E CORES



TRIÂNGULO

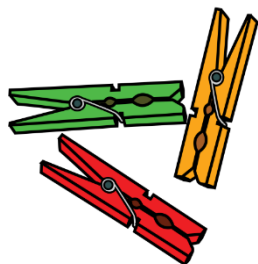





O QUE FAZEMOS?



SERIAÇÃO




PRENDEDORES

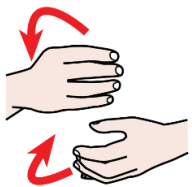


FORMAS E CORES



QUADRADO

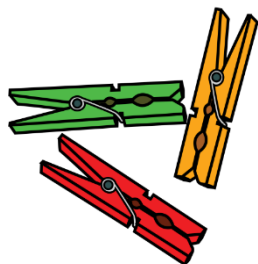





O QUE FAZEMOS?




SERIAÇÃO




PRENDEDORES



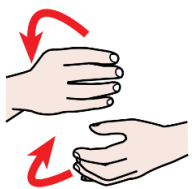
FORMAS E CORES



CÍRCULO



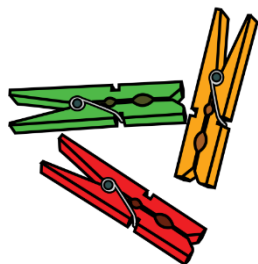





O QUE FAZEMOS?



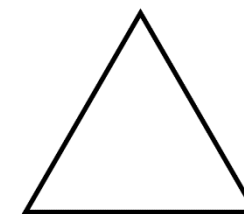
SERIAÇÃO




PRENDEDORES



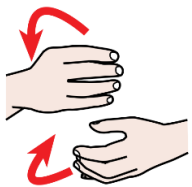
FORMAS E CORES



TRIÂNGULO



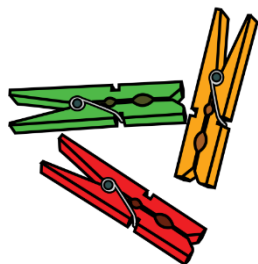







O QUE FAZEMOS?




SERIAÇÃO






PRENDEDORES

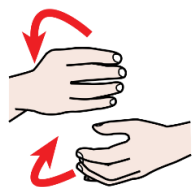


FORMAS E CORES



ESTRELA

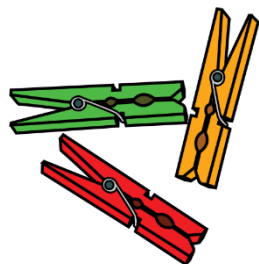




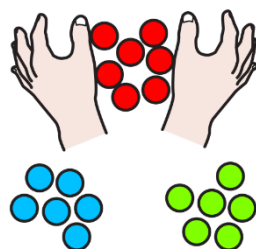
O QUE FAZEMOS?



CLASSIFICAÇÃO




PRENEDORES



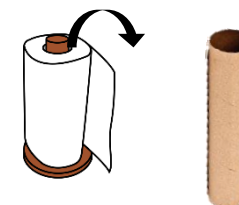
AGRUPAMENTO



UMA

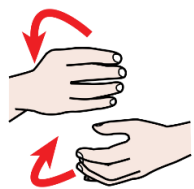


COR



EM 1 ROLO

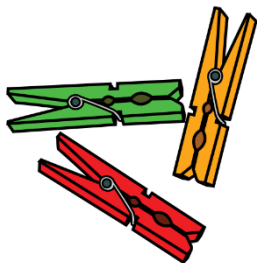




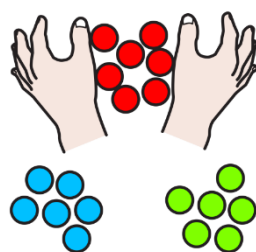
O QUE FAZEMOS?



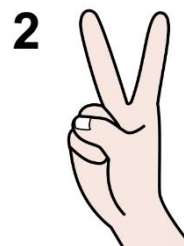
CLASSIFICAÇÃO



PRENEDORES



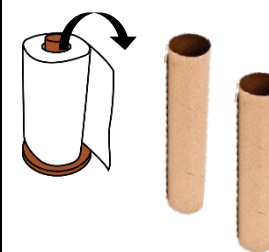
AGRUPAMENTO



DUAS

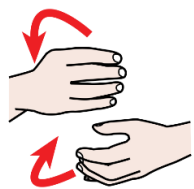


CORES



EM 2 ROLOS

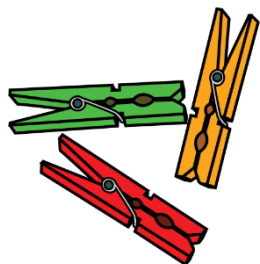




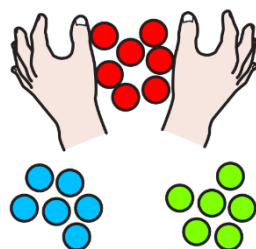
O QUE FAZEMOS?




CLASSIFICAÇÃO



PRENEDORES



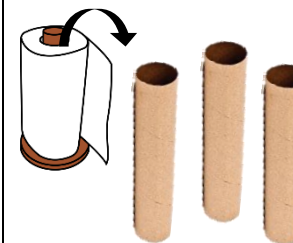
AGRUPAMENTO



TRÊS



CORES



EM 3 ROLOS

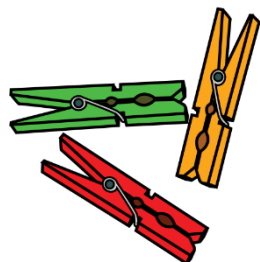




O QUE FAZEMOS?



SERIAÇÃO



PRENEDORES

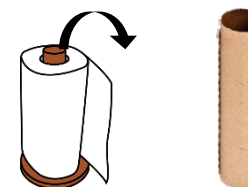
2



DUAS

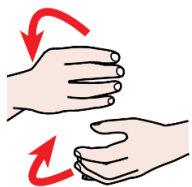


CORES



EM 1 ROLO

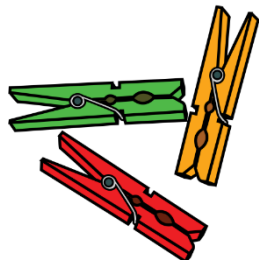




O QUE FAZEMOS?



SERIAÇÃO




PRENEDORES

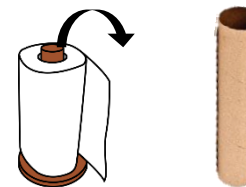
3



TRÊS



CORES



EM 1 ROLO

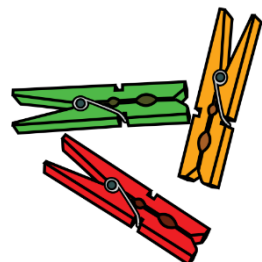





O QUE FAZEMOS?



CLASSIFICAÇÃO



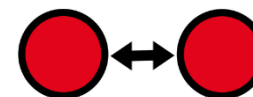
PRENDEDORES



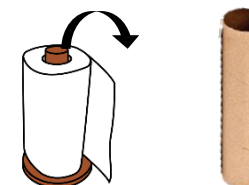
DUAS



CORES



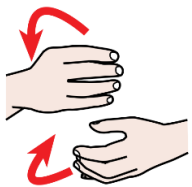
OPOSTAS



EM 1 ROLO



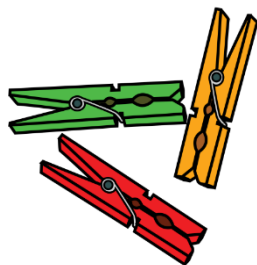




O QUE FAZEMOS?




SERIAÇÃO



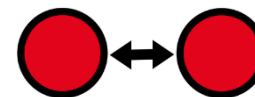
PRENEDORES



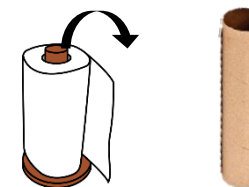
TRÊS



CORES



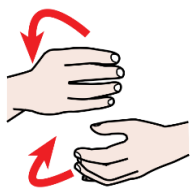
OPOSTAS



EM 1 ROLO



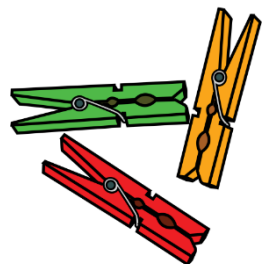




O QUE FAZEMOS?




CLASSIFICAÇÃO



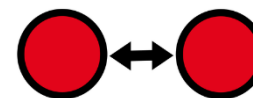
PRENEDORES




UMA



COR

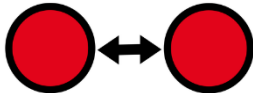



OPOSTA




DOIS EM DOIS

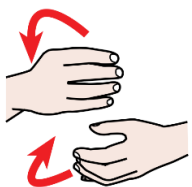


  <b>O QUE FAZEMOS?</b>					
 <p>CLASSIFICAÇÃO</p>	 <p>PRENDEDORES</p>	<p>2</p>  <p>DUAS</p>	 <p>CORES</p>	 <p>OPOSTAS</p>	<p>2</p>  <p>DOIS EM DOIS</p>



  <b>O QUE FAZEMOS?</b>					
 <p>CLASSIFICAÇÃO</p>	 <p>PRENDEDORES</p>	<p>3</p>  <p>TRÊS</p>	 <p>CORES</p>	 <p>OPOSTAS</p>	<p>2</p>  <p>DOIS EM DOIS</p>

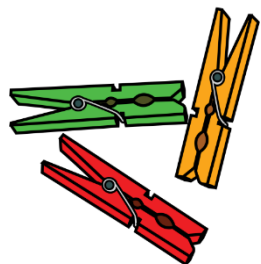




O QUE FAZEMOS?



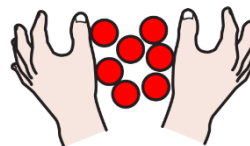
CLASSIFICAÇÃO



PRENEDORES



1 TREM



AGRUPAMENTO

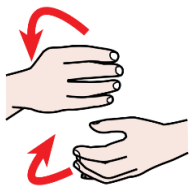


UMA



COR

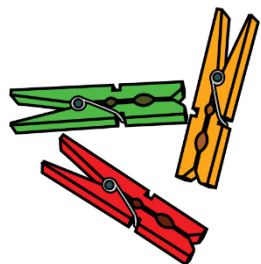




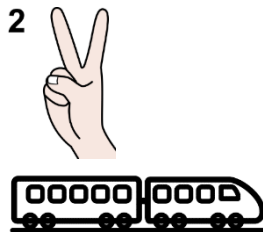
O QUE FAZEMOS?



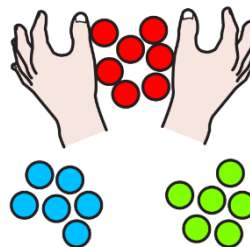
CLASSIFICAÇÃO




PRENDEDORES



2 TRENS



AGRUPAMENTO

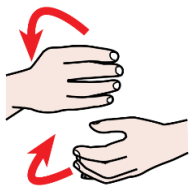


DUAS



CORES

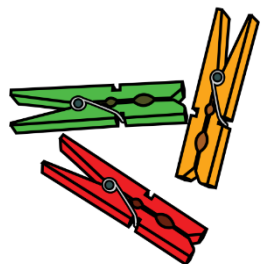





O QUE FAZEMOS?



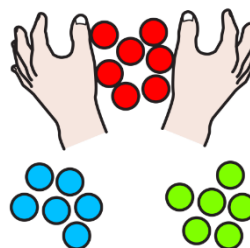
CLASSIFICAÇÃO



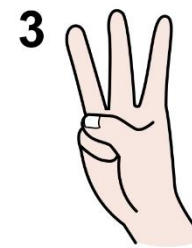
PRENEDORES



3 TRENS




AGRUPAMENTO

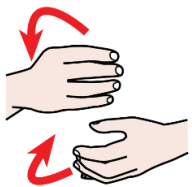


TRÊS



CORES

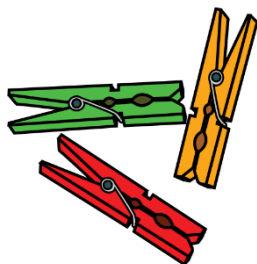




O QUE FAZEMOS?



SERIAÇÃO



PRENDEDORES

1



1 TREM


2



DUAS



CORES

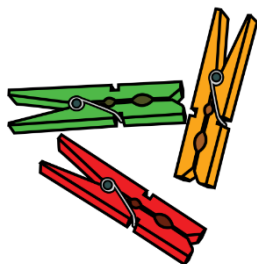




O QUE FAZEMOS?



SERIAÇÃO

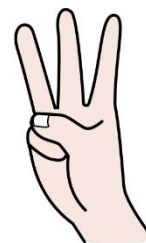


PRENDEDORES



1 TREM

3



TRÊS



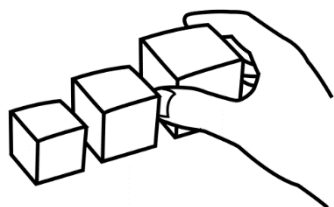
CORES



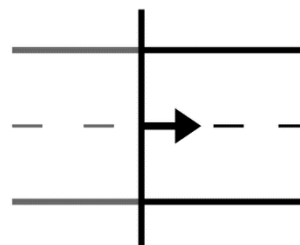





## O QUE FAZEMOS? - Ficha de continuação de trabalho



ORDENAMOS



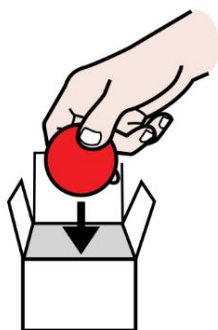
E CONTINUAMOS



TRABALHAMOS



**O QUE FAZEMOS?- Ficha de finalização de trabalho**



**GUARDAMOS**



**E TERMINAMOS.**



**BOM TRABALHO!**