


CUADERNO 16 DE ESTIMULACIÓN COGNITIVA DE...



BY DIANA BERICOCHEA CON PICTOGRAMAS DE ARASAAC

Presentación del material

Este cuaderno constituye la entrega n° 16 de una serie destinada a potenciar la estimulación cognitiva de niños con TEA (Trastorno del Espectro Autista), pudiendo ser utilizados con cualquier niño u adulto en función de sus objetivos.

Pero ¿Qué es la estimulación cognitiva? La estimulación cognitiva busca preservar y potenciar capacidades cognitivas existentes como la atención, la memoria, el lenguaje o las funciones ejecutivas.


Cada cuadernillo está compuesto por 12 fichas con actividades diversas que inducen la atención y concentración del niño, a la par de precisar un adecuado razonamiento visual para su ejecución.

Todas las actividades son muy visuales gracias al uso de los pictogramas de ARASAAC siendo un material especialmente orientado a niños cuyo procesamiento de información visual es el prioritario.






El cuaderno 15 está enmarcado en la temática PAZ utilizando los mismos elementos en todas las actividades para redundar y ofrecer así un aprendizaje significativo a alumnos que precisan distintas vías para adquirir un mismo aprendizaje.




Como maestra de educación especial en un aula TEA iré creando y compartiendo diferentes cuadernillos cuyo objetivo final se verá enmarcado en el mismo fin: la estimulación cognitiva.

Diana Bericochea (Maestra de AL y PT)









RODEA LOS CORAZONES











COLOREA LAS PALOMAS











TACHA LOS NIÑOS BUENOS

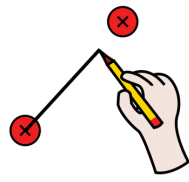


SUBRAYAR



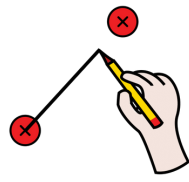
SUBRAYA LOS SIMBOLOS






UNE IGUALES









UNE IGUALES



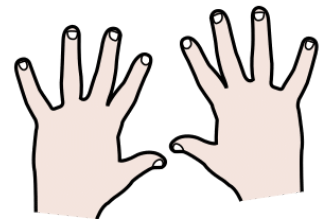




RELACIONA










RELACIONA



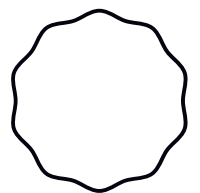
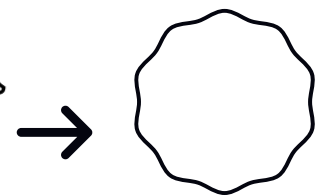



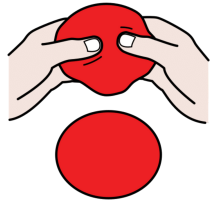
CUENTA















CUENTA

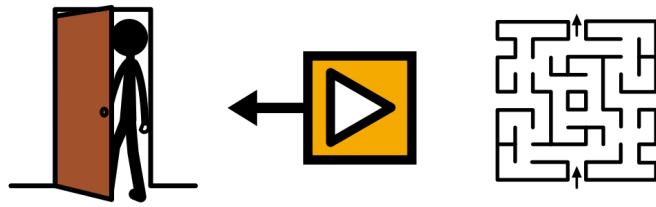





REPITE LA SERIE


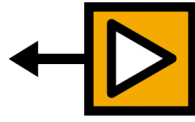

				



SAL DEL LABERINTO


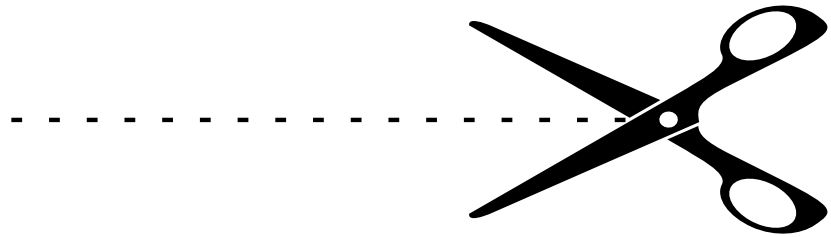




COLOREA LA MANDALA



ANEXO PARA RECORTAR



**PEGAR EN LA FICHA DE
REPETIR SERIES**