

# CUADERNO **26** DE ESTIMULACIÓN COGNITIVA DE...



BY DIANA BERICOCHEA CON PICTOGRAMAS DE ARASAAC

# Presentación del material

Este cuaderno constituye la entrega nº 26 de una serie destinada a potenciar la estimulación cognitiva de niños con TEA (Trastorno del Espectro Autista), pudiendo ser utilizados con cualquier niño u adulto en función de sus objetivos.

Pero ¿Qué es la estimulación cognitiva? La estimulación cognitiva busca preservar y potenciar capacidades cognitivas existentes como la atención, la memoria, el lenguaje o las funciones ejecutivas.


Cada cuadernillo está compuesto por 12 fichas con actividades diversas que inducen la atención y concentración del niño, a la par de precisar un adecuado razonamiento visual para su ejecución.

Todas las actividades son muy visuales gracias al uso de los pictogramas de ARASAAC siendo un material especialmente orientado a niños cuyo procesamiento de información visual es el prioritario.





El cuaderno 21 está enmarcado en la temática COSAS DE PERROS utilizando los mismos elementos en todas las actividades para redundar y ofrecer así un aprendizaje significativo a alumnos que precisan distintas vías para adquirir un mismo aprendizaje.


Como maestra de educación especial en un aula TEA iré creando y compartiendo diferentes cuadernillos cuyo objetivo final se verá enmarcado en el mismo fin: la estimulación cognitiva.

*Diana Bericochea (Maestra de AL y PT)*







# RODEA LAS HUELLAS












# TACHA LOS PERROS

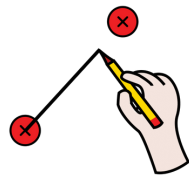


domesmben


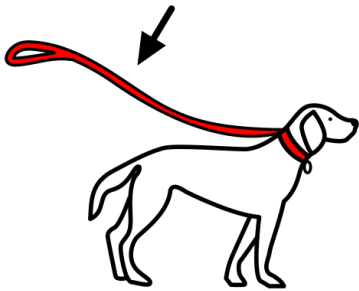



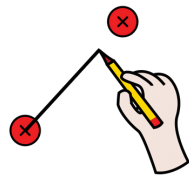
# SUBRAYA LOS CACHORROS







# RELACIONA

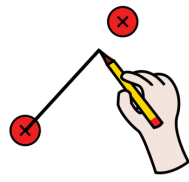







# RELACIONA



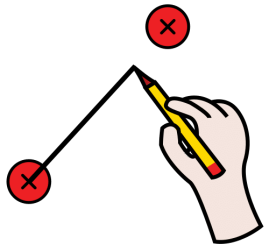





# UNE MITADES

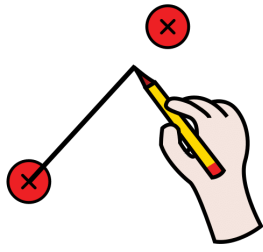










# UNE MITADES



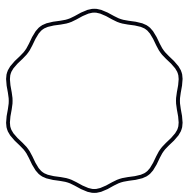

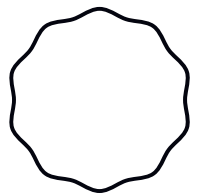

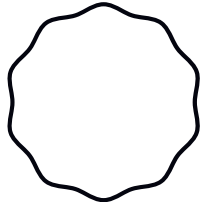




UNE



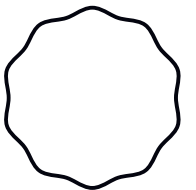
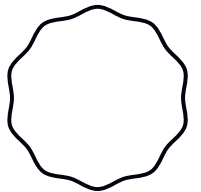
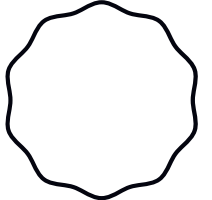




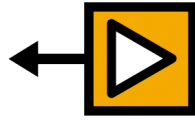
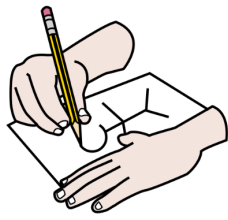
# CUENTA





# CUENTA





# COMPLETA EL DIBUJO

