


CUADERNO **3** DE ESTIMULACIÓN COGNITIVA DE...

.....

FRUTOS DEL OTOÑO



Presentación del material

Este cuaderno constituye la tercera entrega de una serie destinada a potenciar la estimulación cognitiva de niños con TEA (Trastorno del Espectro Autista), pudiendo ser utilizados con cualquier niño u adulto en función de sus objetivos.

Pero ¿Qué es la estimulación cognitiva? La estimulación cognitiva busca preservar y potenciar capacidades cognitivas existentes como la atención, la memoria, el lenguaje o las funciones ejecutivas.



Cada cuadernillo está compuesto por 12 fichas con actividades diversas que inducen la atención y concentración del niño, a la par de precisar un adecuado razonamiento visual para su ejecución.

Todas las actividades son muy visuales gracias al uso de los pictogramas de ARASAAC siendo un material especialmente orientado a niños cuyo procesamiento de información visual es el prioritario.


El cuaderno 3 está enmarcado en la temática del otoño, concretamente sus frutos, utilizando los mismos elementos en todas las actividades para redundar y ofrecer así un aprendizaje significativo a alumnos que precisan distintas vías para adquirir un mismo aprendizaje.




Como maestra de educación especial en un aula TEA iré creando y compartiendo diferentes cuadernillos cuyo objetivo final se verá enmarcado en el mismo fin: la estimulación cognitiva.

Diana Bericochea (Maestra de AL y PT)





RODEA LAS CASTAÑAS






COLOREA LAS ALMENDRAS













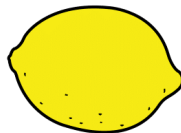









TACHA LAS MANZANAS

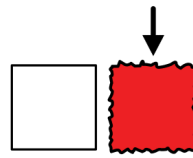



SUBRAYAR














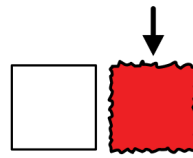

SUBRAYA LAS PERAS









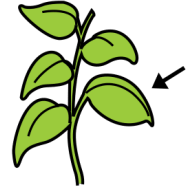





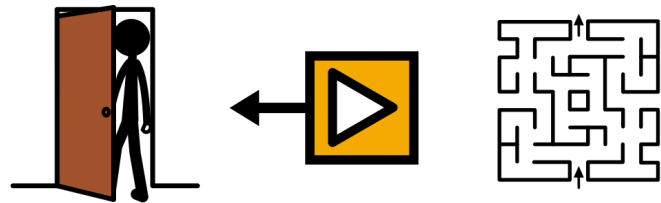
TACHA EL INTRUSO






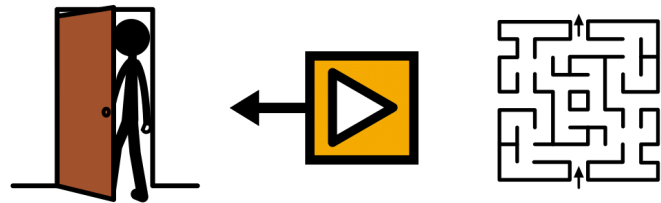
TACHA EL INTRUSO






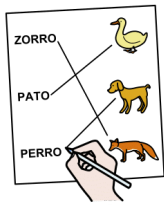
SAL DEL LABERINTO













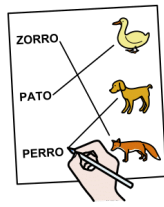
SAL DEL LABERINTO





RELACIONA ÁRBOL Y FRUTO





casa
amor
mano



RELACIONA PALABRA Y FRUTO

NARANJA



NUEZ



PERA



CASTAÑA



LIMÓN



AVELLANA





MANZANA


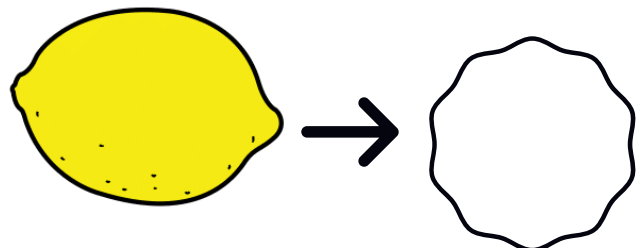

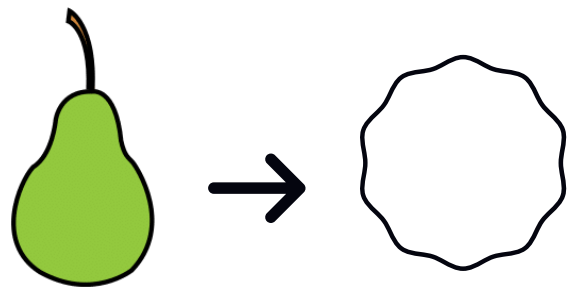

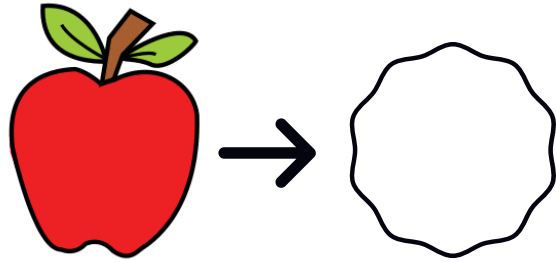




ALMENDRA





CUENTA LAS FRUTAS





CUENTA LOS FRUTOS

