

# CUADERNO **6** DE ESTIMULACIÓN COGNITIVA DE...

.....

## HALLOWEEN



# Presentación del material

Este cuaderno constituye la tercera entrega de una serie destinada a potenciar la estimulación cognitiva de niños con TEA (Trastorno del Espectro Autista), pudiendo ser utilizados con cualquier niño u adulto en función de sus objetivos.

Pero ¿Qué es la estimulación cognitiva? La estimulación cognitiva busca preservar y potenciar capacidades cognitivas existentes como la atención, la memoria, el lenguaje o las funciones ejecutivas.


Cada cuadernillo está compuesto por 12 fichas con actividades diversas que inducen la atención y concentración del niño, a la par de precisar un adecuado razonamiento visual para su ejecución.

Todas las actividades son muy visuales gracias al uso de los pictogramas de ARASAAC siendo un material especialmente orientado a niños cuyo procesamiento de información visual es el prioritario.





El cuaderno 6 está enmarcado en la temática del HALLOWEEN, utilizando los mismos elementos en todas las actividades para redundar y ofrecer así un aprendizaje significativo a alumnos que precisan distintas vías para adquirir un mismo aprendizaje.



Como maestra de educación especial en un aula TEA iré creando y compartiendo diferentes cuadernillos cuyo objetivo final se verá enmarcado en el mismo fin: la estimulación cognitiva.

*Diana Bericochea (Maestra de AL y PT)*














# RODEA LAS CALABAZAS



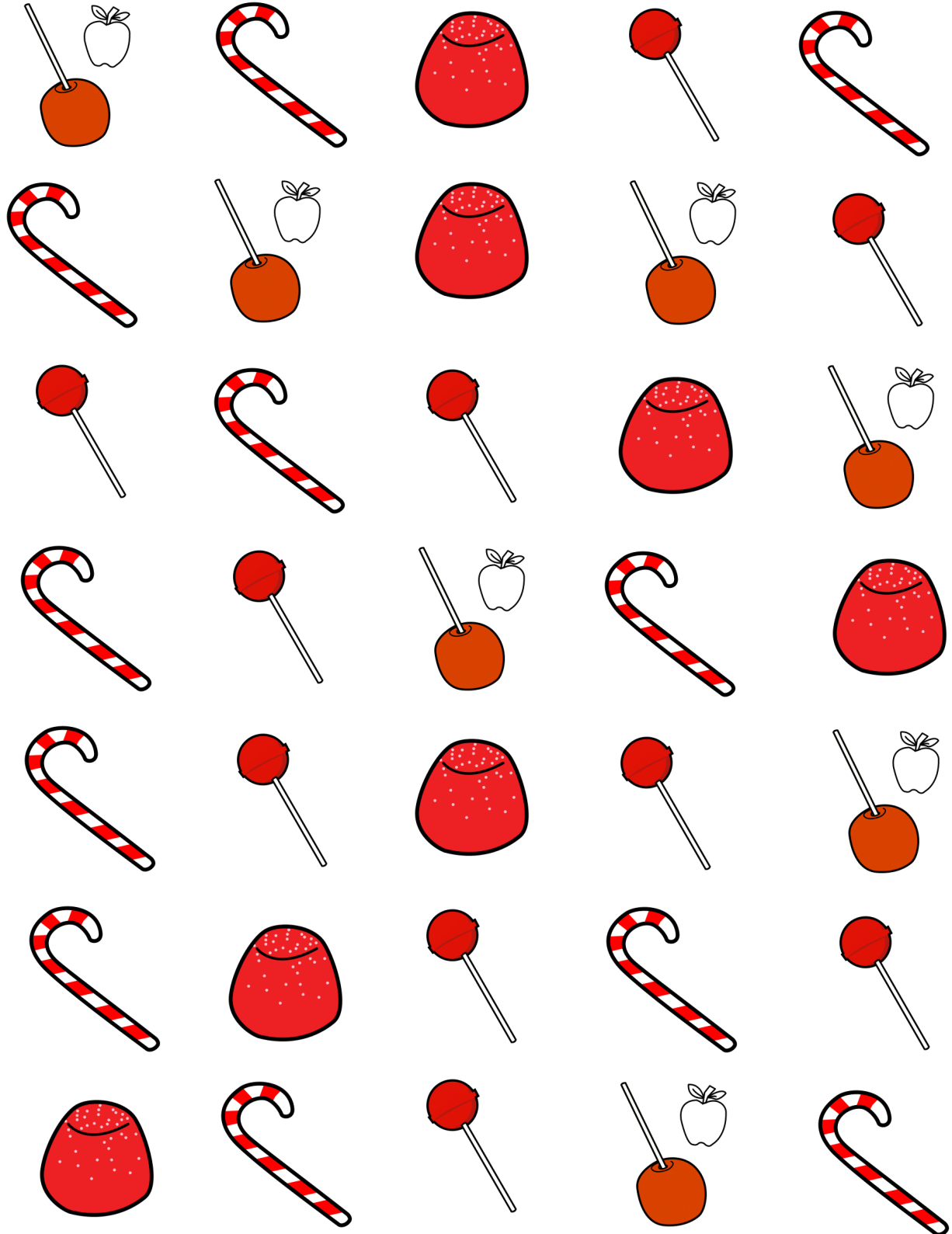


# COLOREA LOS FANTASMAS







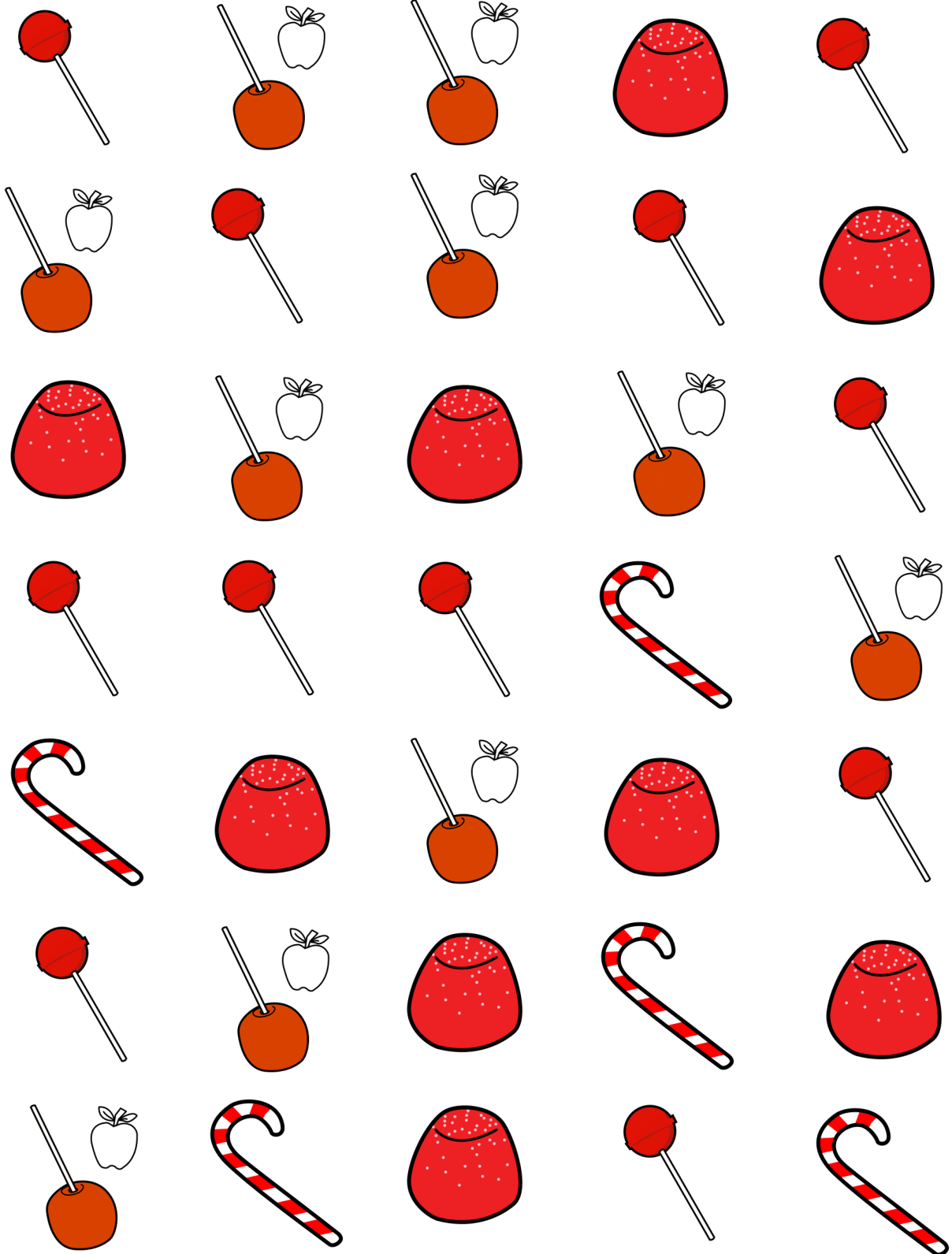
# TACHA LAS MANZANAS

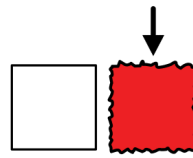



SUBRAYAR






# SUBRAYA LOS CHUPACHUPS








# TACHA EL INTRUSO

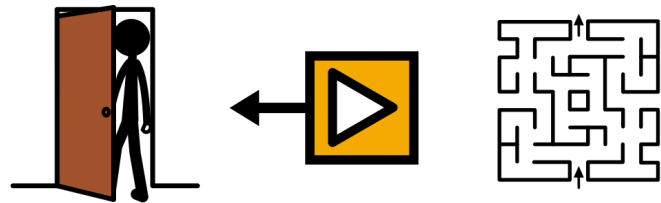





# TACHA EL INTRUSO

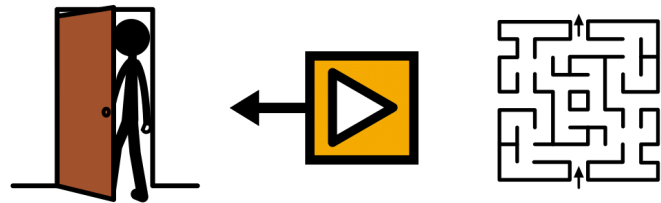








# SAL DEL LABERINTO







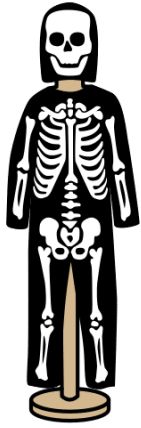


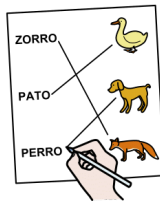
# SAL DEL LABERINTO



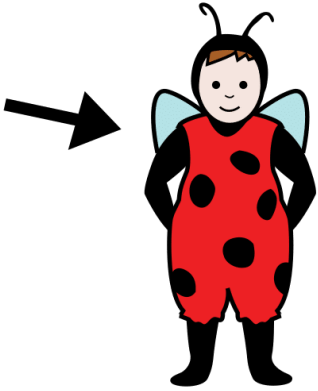


# RELACIONA






# RELACIONA



**CALABAZA**




**FANTASMA**



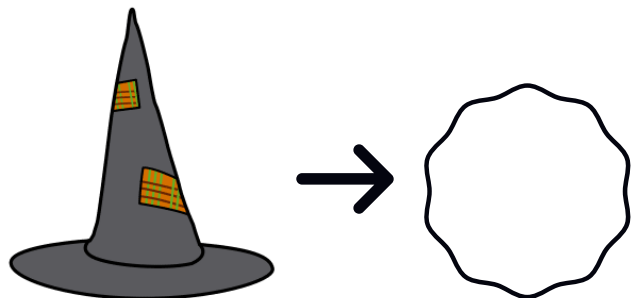
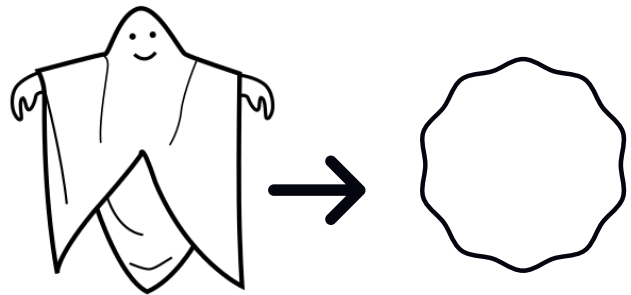
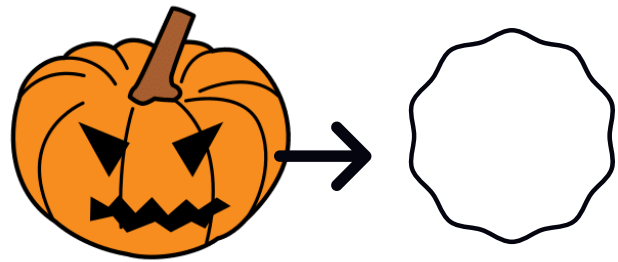
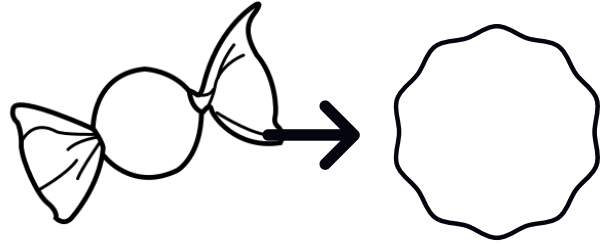
**ESQUELETO**




**DISFRAZ**



# CUENTA





# CUENTA

