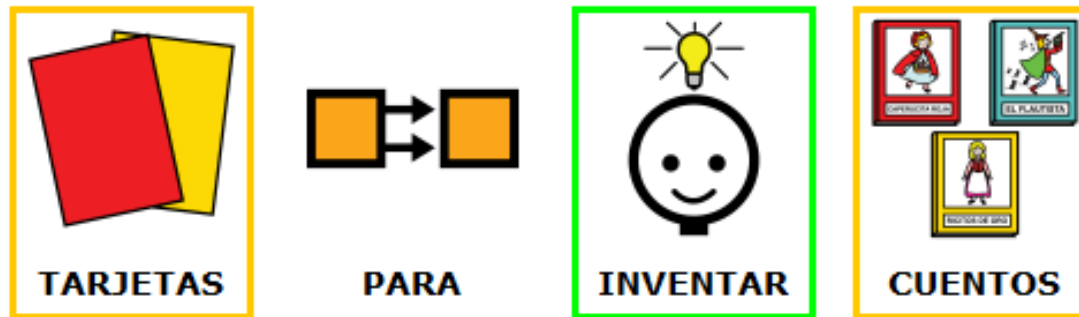



# TARJETAS CUENTA-HISTORIAS




Recortar, plastificar y poner un palito (opcional).  
Los alumnos tienen que elegir una tarjeta de cada número (al azar o según preferencias).  
Después comenzarán a contar su historia, ya sea oral o escrita.

1



**CUEVA**

1




**CASTILLO**

1




**BOSQUE**

1




**ISLA**

1



**ESPACIO**

1




**PLAYA**

2




**GIGANTE**

2



**REY**

2



**PRINCESA**

2




**BRUJA**

2



**MAGO**

2




**SIRENA**

3



**MAPA**

3




**VARITA**

3



**LLAVES**

3



**ESCOBA**

3



**TESORO**

3



**CALDERO**

4




**LOBO**

4



**OGRO**

4




**HADA**

4




**DRAGÓN**

4




**UNICORNIO**

4




**EXTRATERRESTRE**

5



**CAER**

5




**COMER**

5



**DIVERTIRSE**

5



**ROBAR**

5



**PELEAR**

5



**BESAR**