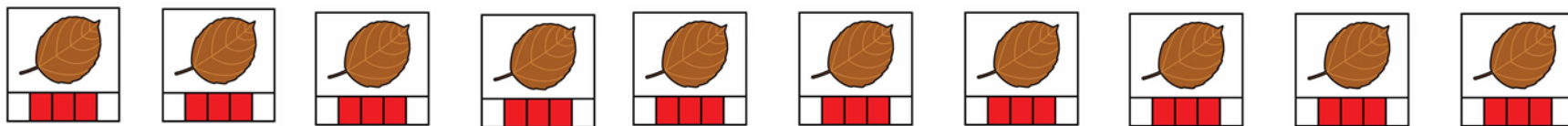






# COMPILAÇÃO ATIVIDADES SENSORIAIS DO OUTONO COM PICTOGRAMAS



## ATIVIDADE





## MATERIAIS



## PASSOS



## ATIVIDADE





## MATERIAIS



## PASSOS

☒


## ATIVIDADE



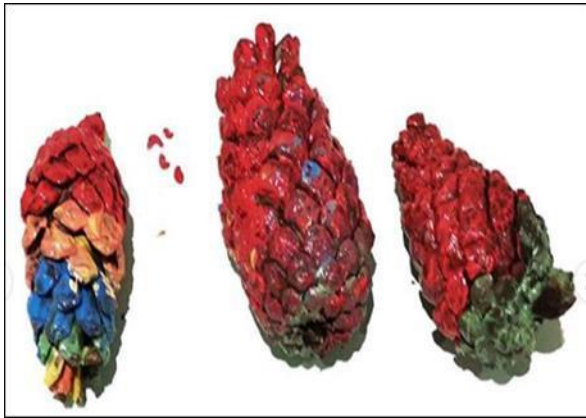
## MATERIAIS



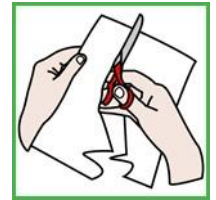
## PASSOS



1	
2	
3	
4	
5	
6	
7	
8	
9	



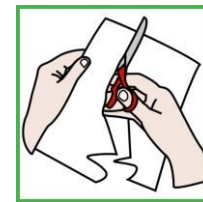
IMAGENS PARA  
RECORTAR





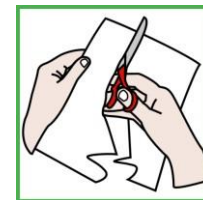


IMAGENS PARA  
RECORTAR



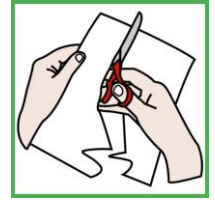


IMAGENS PARA  
RECORTAR







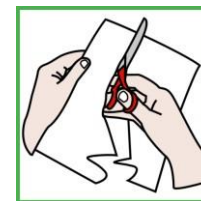
IMAGENS PARA  
RECORTAR








IMAGENS PARA  
RECORTAR




@esthervs82



PINTAR




PINHAS ÀS CORES






PINTAR




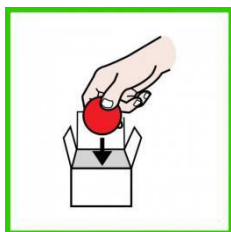
PINHAS ÀS CORES

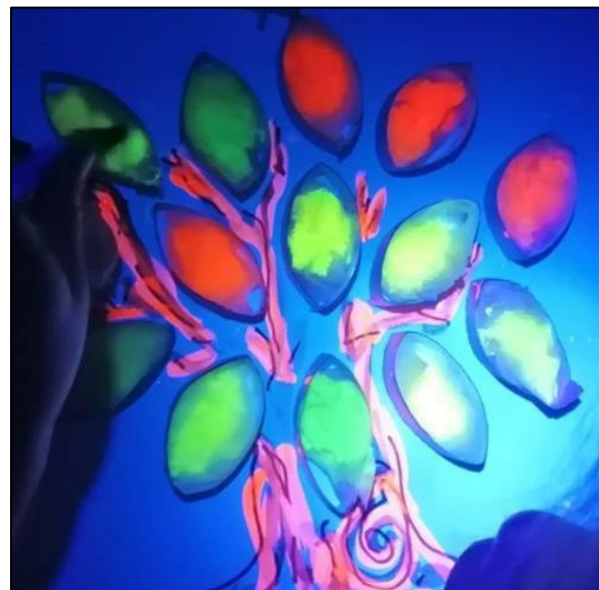






METER PINHAS ABERTAS NUM RECIPIENTE COM ÁGUA. ESPERAR. QUE ACONTECE?

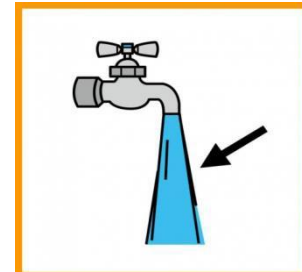
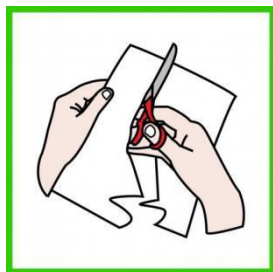




@ostadarra2020



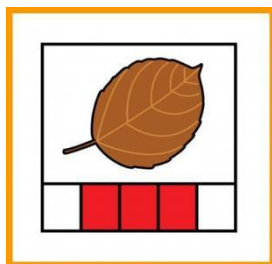
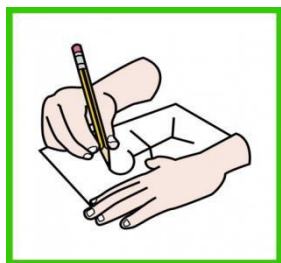
CORTAR ROLOS DE PAPEL HIGIÉNICO. PINTAR COM TINTA FLUORESCENTE COM ÁGUA



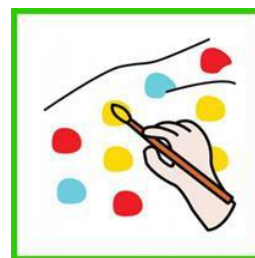




DESNEHAR FOLHAS DE OUTONO EM CARTÃO.

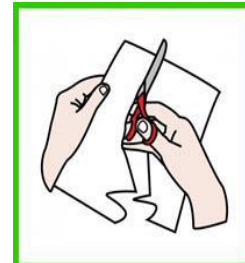



PINTAR COM DIGITINTA.



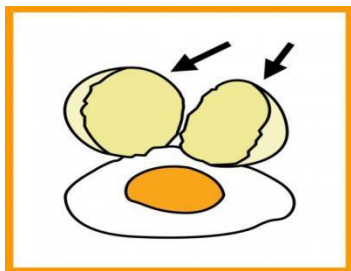


PINTAR GRÃO DE BICO COM TINTAS. FAZER ÁRVORE COM ROLOS DE PAPEL HIGIÊNICO.






PARTIR OVO.



MISTURAR COM TINTA.


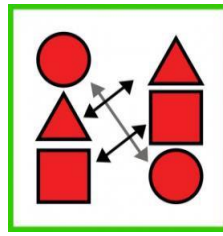
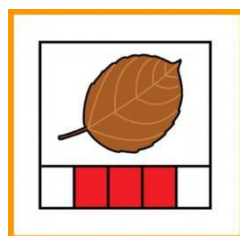







DESCASCAR FRUTA DE OUTONO.


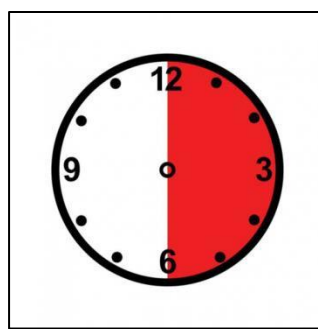

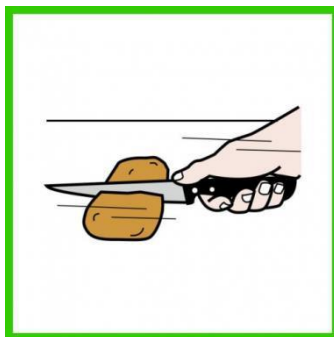
ASSOCIAR A PELE AO FRUTO.



@desde\_mi\_rinconcito

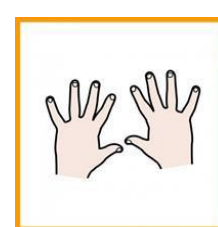


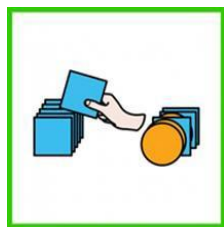


CORTAR UMA MAÇÃ EM METADES E COMÊ-LA






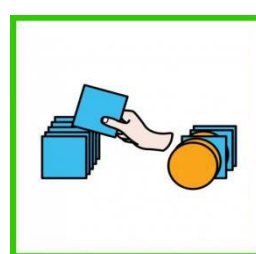
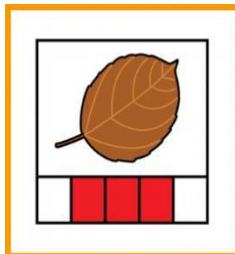

CLASSIFICAR AS UVAS VERDES E PRETAS. ESPREMER COM OS PÉS OU COM AS MÃOS







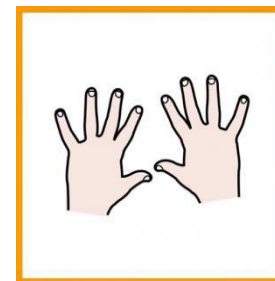



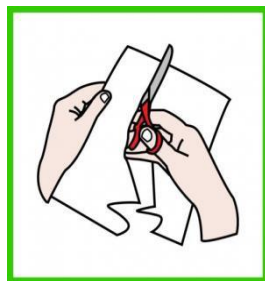
COLHER FRUTOS E FOLHAS DE OUTONO. CLASSIFICAR EM GARRAFAS.



@minimundossensoriales



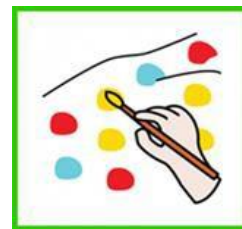
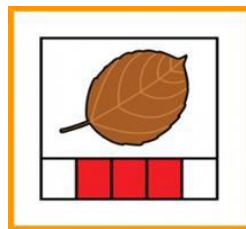

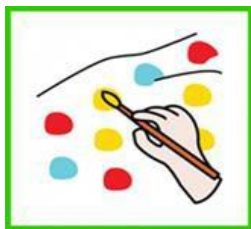
CORTAR FOLHAS DE OUTONO COM TESOURA OU COM AS MÃOS.






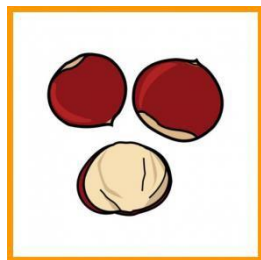
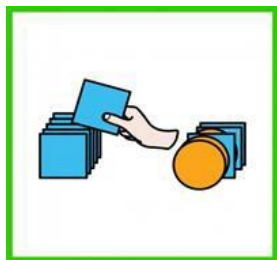


## PINTAR COM CORES DE OUTONO E BOLAS SENSORIAIS





CLASSIFICAR CASTANHAS, PINHAS, NOZES, GALHOS



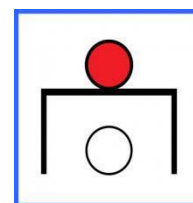

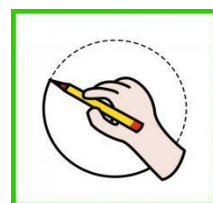
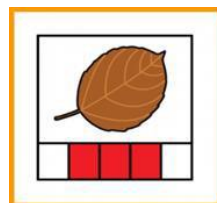


Autor pictogramas: Sergio Palao    Origem: ARASAAC (<http://arasaac.org>)  
Autor: M<sup>a</sup> Jesús Fernández Guillén .

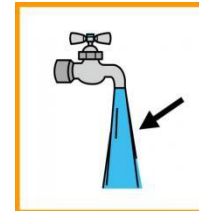
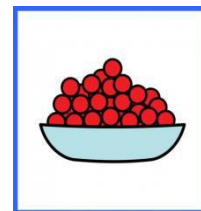
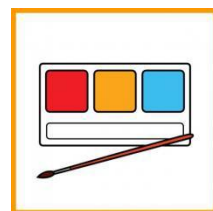
Licença: CC (BY-NC-SA)



DESENHAR VOCABULÁRIO DE OUTONO. PASSAR COLA BRANCA. DEITAR SAL.



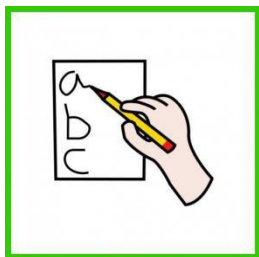
PINTAR COM SERINGA OU PINCEL COM AGUARELA E MUITA ÁGUA.



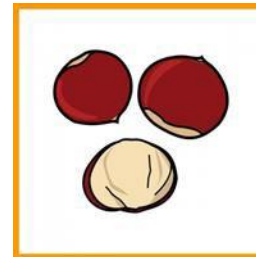
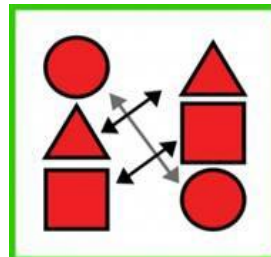




ESCREVER OS NÚMEROS NAS FOLHAS E ASSOCIÁ-LOS COM CASTANHAS.



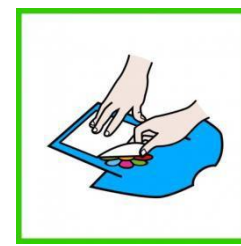
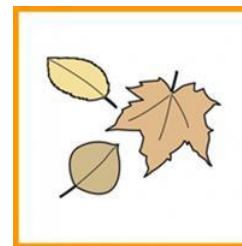



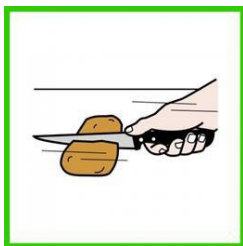
**1 2 3**



<https://monspetits.com/>

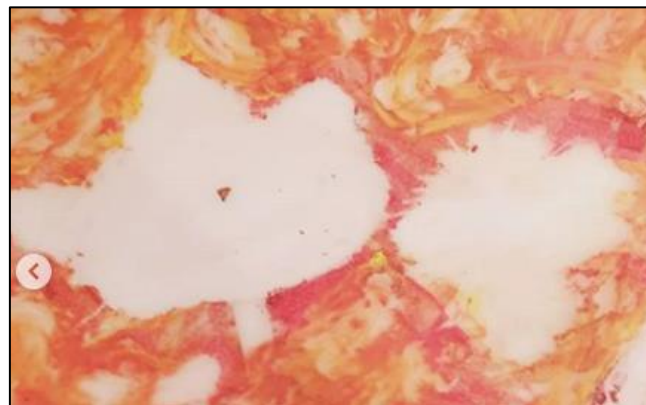


CORTAR UMA BATATA EM METADES. ESCULPIR FOLHAS. CARIMBAR.

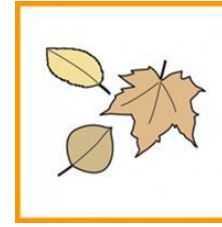
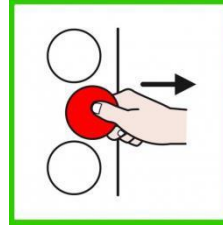

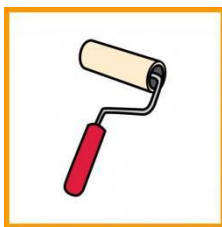




@mi\_gran\_revolucion



PINTAR FOLHAS SECAS COM UM ROLO. DEIXAR SECAR. TIRAR AS FOLHAS.





## M<sup>a</sup> JESÚS FERNÁNDEZ GUILLÉN (MAESTRA DE PT)

**Pictogramas:** <http://www.arasaac.org/>

**Autor:** Sergio Palao

**Licença:**  CC BY-NC-SA

**Adaptação das atividades:** M<sup>a</sup> Jesús Fernández Guillén

**Tradução:** Rui Fernandes (CANTIC)

**Imagens:** Junto a cada imagem está o autor/autora das ideias

**Instagram:** a\_traves\_de\_los\_sentidos

**Canal Youtube:** M<sup>a</sup> Jesús Fernández