



un Nadal molt teacch

DE DIANA BERICOCHEA
(Traduccó: Elena Ponsico)

@EDUCACIÓN ESPACIAL

pictogrames d'ARASAAC

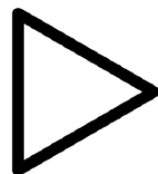


Presentació




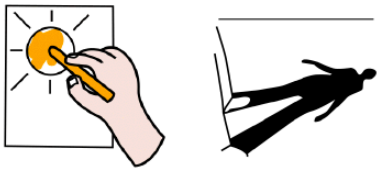
Quadern de Nadal de l'estil TEACCH per treballar vocabulari i atenció amb una presentació visual que infereix la explicació de la tasca a realitzar. El seu propòsit és treballar el Nadal oferint autonomia a l'alumne ja que la seva estètica ofereix la informació precisa per desenvolupar l'activitat sense indicacions verbals.

Adaptat amb pictogrames d'ARASAAC està especialment indicat per alumnat amb TEA. Per preparar el quadern cal imprimir aquest document i plastificar-lo. A més cal imprimir el document de peces mòbils, retallar, plastificar i preparar amb velcro.



DECOREM L'ARBRE





OMBRES



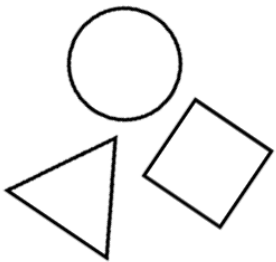







FEM NINOTS DE NEU









F
O
R
M
E
S




R
E
N
S



JOGUINES






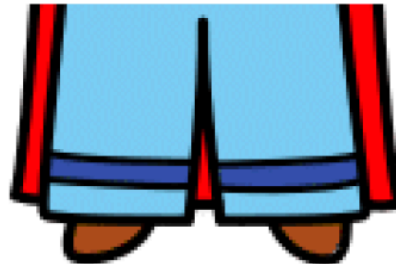

ELS REIS MAGS

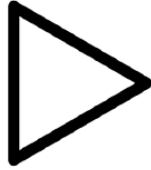



1

2

3





EMOCIONS DEL PAPA NOEL




zz

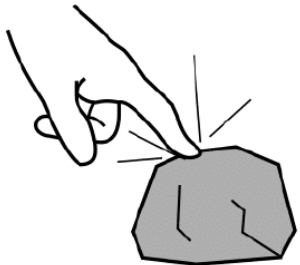
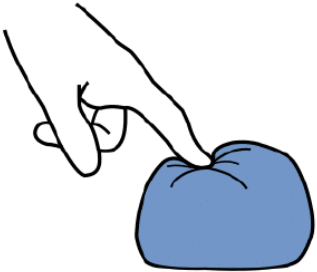

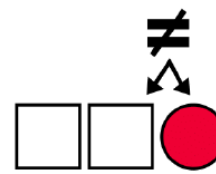
MUNTEM ARBRES



COMPLETA LES BOLES




TORRONS





ANNEX





ANNEX



ANNEX






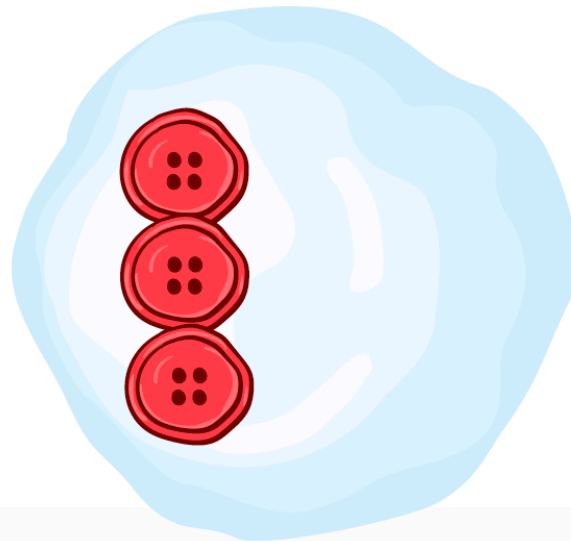
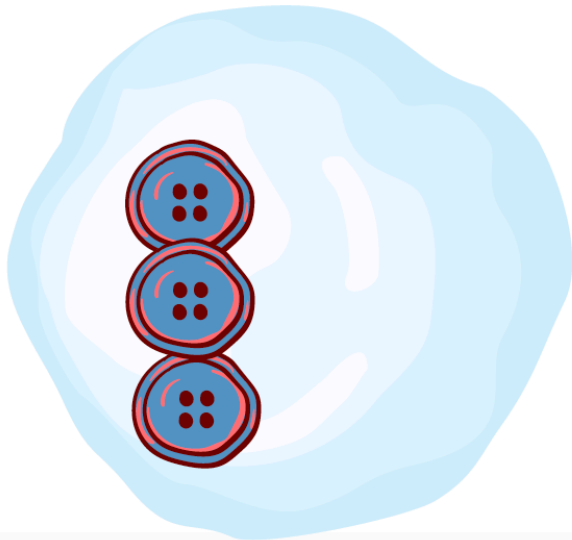




ANNEX



ANNEX



ANNEX



ANNEX

