



# Coloca cada objeto en su lugar: árbol de Navidad

Comprensión escrita  
Comprensión oral  
Organización espacial




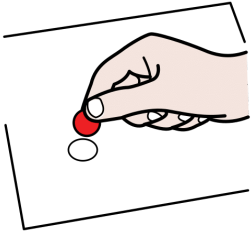
**Pictogramas:** Sergio Palao **Procedencia:** <http://www.arasaac.org>

**Licencia:** CC (BY-NC-SA)

**Creado con:** Canva para Educación


**Autor:** Irene Yáñez Leiro





Coloca

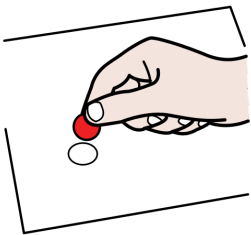
3



bolas



rojas



Coloca

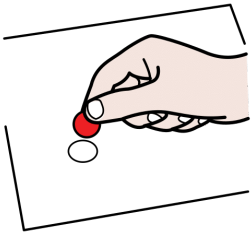
4



estrellas




amarillas



Coloca

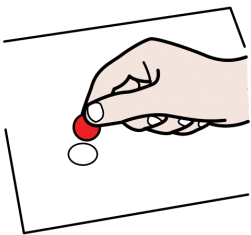
6



bolas




doradas

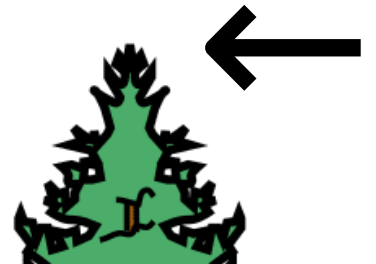


Coloca

1

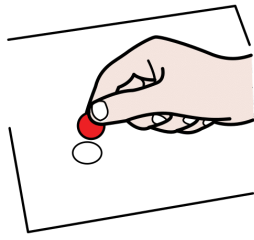


estrella fugaz



en la cima





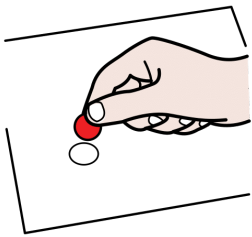
Coloca

1

1



Papá Noel



Coloca


1

1

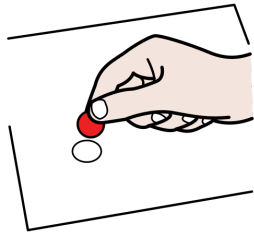


reno

al lado de



Papá Noel



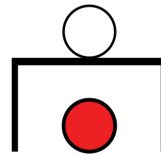
Coloca

4


4



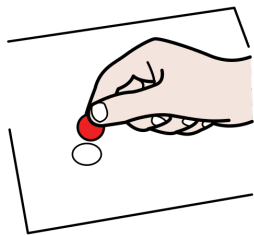
regalos



debajo



del árbol




Coloca

1


1



bota



al lado de



cada bola roja



