



Coloca cada objeto no seu lugar: árvore de Natal

Compreensão escrita
Compreensão oral
Organização espacial




Pictogramas: Sergio Palao **Procedencia:** <http://www.arasaac.org>

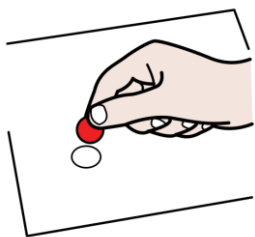
Licencia: CC (BY-NC-SA)

Creado con: Canva para Educación

Autor: Irene Yáñez Leiro

Tradução PT: CRTIC Mirandela





Coloca

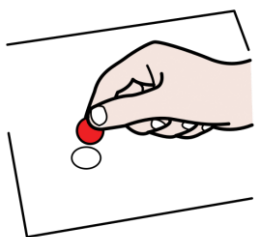
3



bolas



vermelhas



Coloca

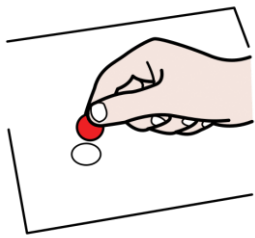
4



estrelas

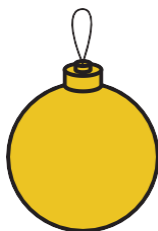


amarelas



Coloca

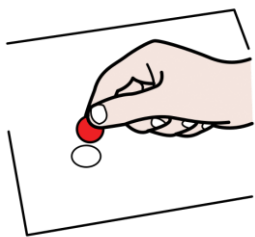
6



bolas




douradas




Coloca

1




estrela



em cima





Coloca

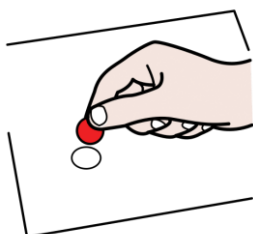
1

1



Pai Natal

irene AL




Coloca

1

1




rena



ao lado do Pai Natal



irene AL



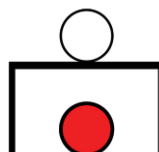
Coloca

4

4



prendas

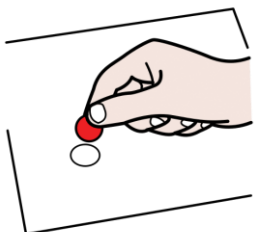


debaixo



da árvore

irene AL




Coloca

1

1



bota



ao lado de

cada bola

vermelha



irene AL

