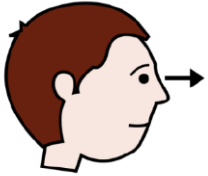




[O]



Je vois

O

o


o



ARROSER



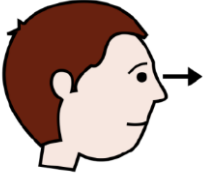
bocal




carotte



BOTTE




O o
O o



o, o, O, o

vélo - tortue - piano - donner - poche - botte

pelotte - commode - castor - coqs - pot



O - o - o - o - o - O - o



Mettre les lettres mobiles dans les cases syllabe par syllabe et lire les syllabes.

mo

lo

po


ro

to

bo



Cherche



les



syllabes.

une botte

brosser

une carotte

un coq

rose

décorer

le corps

un piano

un crocodile

un crocodile

donner

le dos

dormir

un escargot

une forêt

fort

un fossile

gros

offrir

une olive

grogner

une forme

zéro

apporter

bo	dor	bro	go	rotte	fo	coq	for
ro	fo	co	gro	cor	off	no	o
cro	gro	co	for	do	ro	do	ppor

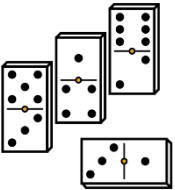

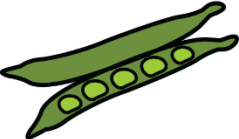



m	l	p	r
t	b	c	o

Etiquettes supplémentaires







bo	dor	bro	go	rotte	fo	coq	for
ro	fo	co	gro	cor	off	no	o
cro	gro	co	for	do	ro	do	ppor

m	l	p	r
t	b	c	o

Le son O

	<p>DOMINO</p> <p>domino</p> <p>domino</p>	
	<p>MOTO</p> <p>moto</p> <p>moto</p>	
	<p>HARICOT</p> <p>haricot</p> <p>haricot</p>	
	<p>VELO</p> <p>vélo</p> <p>vélo</p>	
	<p>COCHON</p> <p>cochon</p> <p>cochon</p>	
	<p>PIANO</p> <p>piano</p> <p>piano</p>	

Le son O

	<p>GOMME</p> <p>gomme</p> <p>gomme</p>	
	<p>ORANGE</p> <p>orange</p> <p>orange</p>	
	<p>OREILLE</p> <p>oreille</p> <p>oreille</p>	
	<p>ROBOT</p> <p>robot</p> <p>robot</p>	
	<p>PORTE</p> <p>porte</p> <p>porte</p>	
	<p>TORTUE</p> <p>tortue</p> <p>tortue</p>	

Etiquettes à découper, plastifier et scratcher pour les exercices page de 5 à 8.


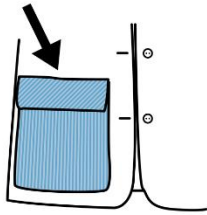




Mettre 3 bandes de scratch, sur les pages 5, 6, 7 et 8 en face des écritures.

DO	MI	NO	MO	TO	HA
RI	COT	VE	LO	CO	CHON
PIA	NO	GO	MME	O	RAN
GE	O	REI	LLE	RO	BOT
POR	TE	TOR	TUE		

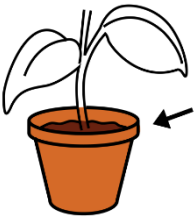




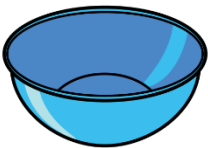
do	mi	no	mo	to	ha
ri	cot	vé	lo	co	chon
pia	no	go	mme	o	ran
ge	o	rei	lle	ro	bot
por	te	tor	tue		

<i>do</i>	<i>mi</i>	<i>no</i>	<i>mo</i>	<i>to</i>	<i>ha</i>
<i>ri</i>	<i>cot</i>	<i>vé</i>	<i>lo</i>	<i>co</i>	<i>chon</i>
<i>pia</i>	<i>no</i>	<i>go</i>	<i>mme</i>	<i>o</i>	<i>ran</i>
<i>ge</i>	<i>o</i>	<i>rei</i>	<i>lle</i>	<i>ro</i>	<i>bot</i>
<i>por</i>	<i>te</i>	<i>tor</i>	<i>tue</i>		

Le son O

	<p>GORILLE</p> <p>gorille</p> <p>gorille</p>	
	<p>POCHE</p> <p>poché</p> <p>poché</p>	
	<p>ROSE</p> <p>rose</p> <p>rose</p>	
	<p>SAVONNER</p> <p>savonner</p> <p>savonner</p>	
	<p>PORTER</p> <p>porter</p> <p>porter</p>	
	<p>SOLEIL</p> <p>soleil</p> <p>soleil</p>	

Le son O

	<p>POT</p> <p>pot</p> <p>pot</p>	
	<p>ROSE</p> <p>rose</p> <p>rose</p>	
	<p>SORTIR</p> <p>sortir</p> <p>sortir</p>	
	<p>ORANGE</p> <p>orange</p> <p>orange</p>	
	<p>TOMATE</p> <p>tomate</p> <p>tomate</p>	
	<p>BOL</p> <p>bol</p> <p>bol</p>	

Etiquettes à découper, plastifier et scratcher pour les exercices page de 5 à 8.

Mettre 3 bandes de scratch, sur les pages 5, 6, 7 et 8 en face des écritures.


GO	RILLE	PO	CHE	RO	SE
SA	VO	NNER	POR	TER	SO
LEIL	POT	RO	SE	SOR	TIR
O	RAN	GE	TO	MA	TE
BOL					

go	rille	po	che	ro	se
sa	vo	nner	por	ter	so
leil	pot	ro	se	sor	tir
o	ran	ge	to	ma	te
bol					

<i>go</i>	<i>rille</i>	<i>po</i>	<i>che</i>	<i>ro</i>	<i>se</i>
<i>sa</i>	<i>vo</i>	<i>nner</i>	<i>por</i>	<i>ter</i>	<i>so</i>
<i>leil</i>	<i>pot</i>	<i>ro</i>	<i>se</i>	<i>sor</i>	<i>tir</i>
<i>o</i>	<i>ran</i>	<i>ge</i>	<i>to</i>	<i>ma</i>	<i>te</i>
<i>bol</i>					



Entoure



le



bon

maison

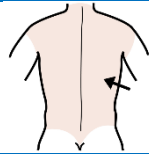
amour

main

mot.



bonnet



sac



veste



chocolat



bleu

pneu

dos

tissu

règle

oiseau

table

table


stylo

tracteur

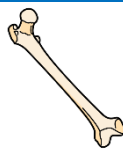
violet



dormir



cheveux



verre



café



escargot

écharpe

masque

tissu

fromage

écrire

fenêtre

forêt


os

tipi

lunette



Entoure



le



bon

maison

amour

main

mot.

ESCARGOT

CLASSEUR

UN

ESCARGOT

OS

COURS

OS

FLEUR

BOTTE

BOTTE

COUTEAU

DIX

carotte

carotte

clou

biberon

dormir

vite

douce

dormir

rose

voiture

rouge

rire

orteil

orteil

orage

orange

gorille

gorille

goût

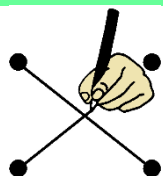
gomme

sortir


souffler

sortir

sourire



Relie



les



mots

+s


=

identiques




STOP

stop



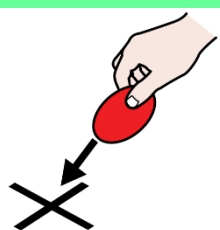
TORTUE

tomate



SOLEIL

poser



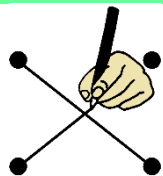
POSER

soleil




TOMATE

tortue



Relie



les




mots

+s


=

identiques




botte

porte



orange

orange



porte

ordinateur



rose

rose









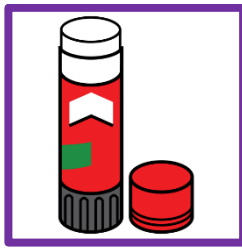
ordinateur

botte




[O]



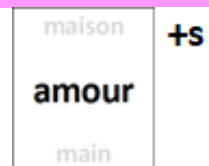





Cherche



les



mots.




www.educol.net

BOTTE	COLLER
CROCODILE	ESCARGOT
GOMME	GROS
KOALA	ORANGE
ORDINATEUR	OREILLE
ORTEIL	POSER
ROBE	ROSE
STYLO	TELEPHONE

FLUENCE



Lis



les



syllabes.

Prénom :

Fiche 1



21

BO

DO

PO

3

RO

LO

DO

6

VO

CO

SO

9

TO

FO

OF

12

SO

MO

JO

15

QUO

OB

OV

18

NO

GO


HO

21

FLUENCE



Lis



les



syllabes.

Prénom :

Fiche 2



21

bo

jo

po

3

ro

lo

do

6

vo

cor

so

9

to

fo

mo

12

no

quo

ob

15

od

ol

vo

18

or

ho

po

21

Prénom :

Fiche 1 / 2



Nombres de mots lus correctement



1 minute

21						
20						
19						
18						
17						
16						
15						
14						
13						
12						
11						
10						
9						
8						
7						
6						
5						
4						
3						
2						
1						
	Lecture 1	Lecture 2	Lecture 3	Lecture 4	Lecture 5	Lecture 6

Prénom de l'élève :

Fiche 1 / 2



Mots totaux lus



Avec erreur



Correctement lus



Nombres de mots lus correctement



1 minute (MLCM)

21						
20						
19						
18						
17						
16						
15						
14						
13						
12						
11						
10						
9						
8						
7						
6						
5						
4						
3						
2						
1						
	Lecture 1	Lecture 2	Lecture 3	Lecture 4	Lecture 5	Lecture 6
Observations						