



CUADERNO DE GRAFOMOTRICIDAD BASADO EN LA LECTURA GLOBAL


LAS FRUTAS



Pictogramas de ARASAAC- Arasaac.org

Creado por: Nuria Ruiz Molina

Lidia Rodríguez Puerto



PERA

PERA

PERA

PERA

PERA


PERA

PERA

PERA

PERA

PERA



PERA

PERA

PERA

PERA

PER


PER

PER

PE

PE

PE



PERA

PE

PE

PE

PE


PE

PE

P

P

P



PERA

p

p

p

p


p

p

p

p

p



PERA

PERA

PE

PE

PERA


PE

PE

PERA

PE

PE



PERA

PERA

PERA

PERA

RA


RA

RA

RA

RA

RA



PERA

RA

RA

RA

RA


RA

RA

RA


RA

RA



PERA

Three sets of handwriting practice lines. Each set consists of a solid top line, a dashed middle line, and a solid bottom line. The first set has three red dots on the bottom line. The second set has three red dots on the middle line. The third set has three red dots on the bottom line.



LIMÓN

LIMÓN

LIMÓN

LIMÓN

LIMÓN


LIMÓN

LIMÓN

LIMÓN

LIMÓN

LIMÓN



LIMÓN

LIMÓN

LIMÓN

LIMÓN

L


L

L

L

L

L



LIMÓN

L

L

L

L


L

L

L

L

L



LIMÓN

L

L

L

L


L

L

L

L

L



LIMÓN

LIMÓN

LIMÓ

L

LIMÓN


LIMÓ

L

LIMÓN

LIMÓ

L



LIMÓN

LIMÓN

LIMÓN

LIMÓN

IMÓN


IMÓN

IMÓN

ÓN

ÓN

ÓN



LIMÓN

ón

ón

ón

ón

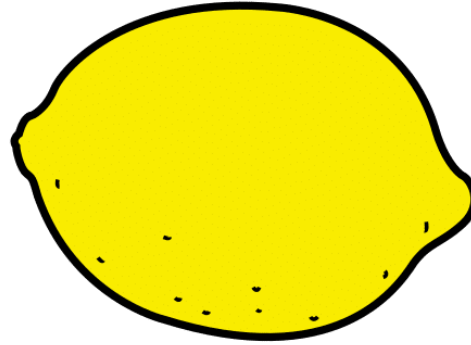
ón

ón

ón

ón

ón



LIMÓN

Three sets of handwriting practice lines. Each set consists of a solid top line, a dashed middle line, and a solid bottom line. A red dot is placed on the bottom line of each set, serving as a starting point for writing.



COCO

COCO

COCO

COCO

COCO

COCO

COCO

COCO

COCO

COCO



COCO

coco

coco

coco

co

co

co

co

co

co



COCO

oo

oo

oo

oo

oo

oo

c

c

c



COCO

c

c

c

c

c

c

c

c

c



COCO

c c c c

co co

C

c c c c

co co

C

c c c c

co co

C



COCO

coco

coco

coco

coco

coco

coco

coco

coco

coco



COCO

coco

coco

coco

coco

coco

coco

coco


coco

coco



COCO

Handwriting practice lines for the word 'COCO'. The word is written in large, bold, black capital letters. Below the word are three sets of horizontal lines for tracing and writing practice. Each set consists of a solid top line, a dashed middle line, and a solid bottom line. A small red dot is placed on the top line of each set, corresponding to the starting point of a letter in the word 'COCO'.



PIÑA

PIÑA

PIÑA

PIÑA

PIÑA


PIÑA

PIÑA

PIÑA

PIÑA

PIÑA



PIÑA

PIÑA

PIÑA

PIÑA

Pi

Pi

Pi

pi

pi

pi



PIÑA

Pi

Pi

Pi

Pi


Pi

Pi

p

p

p



PIÑA

p

p

p

p


p

p

p

p

p



PIÑA

PIÑA

PI

P

PIÑA


PI

P

PIÑA

PI

P



PIÑA

PIÑA

PIÑA

PIÑA

INA


INA

INA

NA

NA

NA



PIÑA

PIÑA

PIÑA

PIÑA

PIÑA


PIÑA

PIÑA

PIÑA

PIÑA


PIÑA



Lidia Rodríguez Puerto
Nuria Ruiz Molina
Pictogramas de ARASAAC
Arasaac.org

PIÑA

Three sets of handwriting practice lines. Each set consists of a solid top line, a dashed middle line, and a solid bottom line. A red dot is placed on the bottom line of each set, serving as a starting point for writing.



FRESA

FRESA

FRESA

FRESA

FRESA


FRESA

FRESA

FRESA

FRESA

FRESA



FRESA

FRESA

FRESA

FRESA

FRE


FRE

FRE

FRE

FRE

FRE



FRESA

FRE

FRE

FRE

F


F

F

F

F

F



FRESA

FRESA

FRE

F

FRESA


FRE

F

FRESA

FRE

F



FRESA

FRESA

FRESA

FRESA

RESA


RESA

RESA

SA

SA

SA



FRESA

SA

SA

SA

SA


SA

SA

SA


SA

SA



FRESA

Handwriting practice lines for the word 'FRESA'. The page contains three sets of horizontal lines. Each set consists of a solid top line, a dashed middle line, and a solid bottom line. A small red dot is placed on the solid top line of each set, serving as a starting point for letter formation.



KIWI

KIWI

KIWI

KIWI

KIWI


KIWI

KIWI

KIWI

KIWI

KIWI



KIWI

KIWI

KIWI

KIWI

K


K

K

K

K

K



KIWI

KI

KI

KI

K


K

K

K

K

K



KIWI

KIWI

KI

K

KIWI


KI

K

KIWI

KI

K



KIWI

KIWI

KIWI

KIWI

IWI


IWI

IWI

IWI

IWI

IWI



KIWI

KIWI

KIWI

KIWI

KIWI


KIWI

KIWI

KIWI


KIWI

KIWI



KIWI

Three sets of handwriting practice lines. Each set consists of a solid top line, a dashed middle line, and a solid bottom line. A small red dot is placed on the solid top line of each set, serving as a starting point for letter formation. The first set has three dots, the second has three dots, and the third has three dots.



MELÓN

MELÓN

MELÓN

MELÓN

MELÓN


MELÓN

MELÓN

MELÓN

MELÓN

MELÓN



MELÓN

MELÓN

MELÓN

MELÓN

ME


ME

ME

ME

ME

ME



MELÓN

ME

ME

ME

M


M

M

M

M

M



MELÓN

MELÓN

ME

M

MELÓN


ME

M

MELÓN

ME

M



MELÓN

MELÓN

MELÓN

MELÓN

ELÓN


ELÓN

ELÓN

ELÓN

ELÓN

ELÓN



MELÓN

MELÓN

MELÓN

MELÓN

LÓN


LÓN

LÓN

LÓN


LÓN

LÓN



MELÓN

Handwriting practice lines for the word 'MELÓN'. The page features three sets of horizontal lines: a solid top line, a dashed middle line, and a solid bottom line. Each set has a red dot at the beginning of the line to indicate the starting point for writing.



UVAS

UVAS

UVAS

UVAS

UVAS


UVAS

UVAS

UVAS

UVAS

UVAS



UVAS

UVAS

UVAS

UVAS

U


U

U

U

U

U



UVAS

UVAS

UVA

U

UVAS


UVA

U

UVAS

UVA

U



UVAS

UVAS

UVAS

UVAS

VAS


VAS

VAS

VAS


VAS

VAS



UVAS

Handwriting practice lines for the word 'UVAS'. The page features three sets of horizontal lines, each consisting of a solid top line, a dashed middle line, and a solid bottom line. Each set contains three red dots positioned on the bottom line, serving as starting points for letter formation.



MORAS

MORAS

MORAS

MORAS

MORAS


MORAS

MORAS

MORAS

MORAS

MORAS



MORAS

MORAS

MORAS

MORAS

MO


MO

MO

MO

MO

MO



MORAS

MO

MO

MO

MO


MO

MO

M

M

M



MORAS

M

M

M

M


M

M

M

M

M



MORAS

MORAS

MO

M

MORAS


MO

M

MORAS

MO

M



MORAS

MORAS

MORAS

MORAS

ORAS


ORAS

ORAS

ORAS

ORAS

ORAS



MORAS

RAS

RAS

RAS

RAS


RAS

RAS

RAS


RAS

RAS



MORAS

Handwriting practice lines for the word 'MORAS'. The page contains three sets of horizontal lines. Each set consists of a solid top line, a dashed middle line, and a solid bottom line. A small red dot is placed on the bottom line of each set, serving as a starting point for letter formation. The first set of lines is positioned below the word 'MORAS', and the other two are below it.



SANDÍA

SANDÍA

SANDÍA

SANDÍA

SANDÍA


SANDÍA

SANDÍA

SANDÍA

SANDÍA

SANDÍA



SANDÍA

SANDÍA

SANDÍA

SANDÍA

SANDÍ


SANDÍ

SANDÍ

SANDÍ

SANDÍ

SANDÍ



SANDÍA

SANDÍA

SANDÍA

SANDÍA

SAN


SAN

SAN

SAN

SAN

SAN



SANDÍA

SAN

SAN

SAN

S


S

S

S

S

S



SANDÍA

SANDÍA

SAN

S

SANDÍA


SAN

S

SANDÍA

SAN

S



SANDÍA

SANDÍA

SANDÍA

SANDÍA

DÍA


DÍA

DÍA

DÍA

DÍA

DÍA



SANDÍA

DÍA

DÍA

DÍA

A


A

A

A


A

A



SANDÍA

Handwriting practice lines for the word SANDÍA. The page contains three sets of horizontal lines (solid top and bottom lines with a dashed middle line) for tracing. Each set has a red dot at the beginning of the word, indicating the starting point for writing.




PLÁTANO

PLÁTANO PLÁTANO PLÁTANO

PLÁTANO PLÁTANO PLÁTANO

PLÁTANO PLÁTANO PLÁTANO




PLÁTANO

PLÁTANO PLÁTANO PLÁTANO

PLÁTA PLÁTA PLÁTA

PLÁTA PLÁTA PLÁTA



PLÁTANO

PLÁTANO

PLÁTANO

PLÁTANO

PLÁ


PLÁ

PLÁ

PLÁ

PLÁ

PLÁ



PLÁTANO

PLÁ

PLÁ

PLÁ

p


p

p

p

p

p




PLÁTANO

PLÁTANO PLÁTÁ PLÁ

PLÁTANO PLÁTÁ PLÁ

PLÁTANO PLÁTÁ PLÁ




PLÁTANO

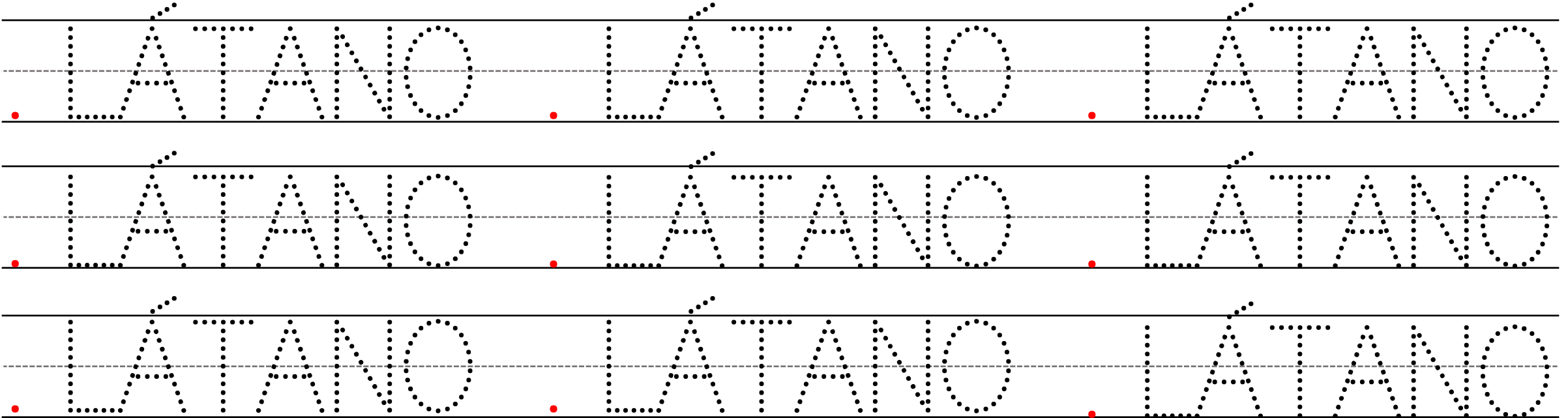
PLÁTANO PLÁTANO PLÁTANO


LÁTANO LÁTANO LÁTANO

LÁTANO LÁTANO LÁTANO



PLÁTANO






PLÁTANO

LÁTANO LÁTANO LÁTANO

TANO TANO TANO

TANO TANO TANO



PLATANO

TANO

TANO

TANO

NO


NO

NO

NO


NO

NO



PLÁTANO

Three sets of handwriting practice lines. Each set consists of a solid top line, a dashed middle line, and a solid bottom line. A small red dot is placed on the bottom line of each set, serving as a starting point for writing.



CIRUELA

CIRUELA

CIRUELA

CIRUELA

CIRUELA


CIRUELA

CIRUELA

CIRUELA

CIRUELA

CIRUELA



CIRUELA

CIRUELA

CIRUELA

CIRUELA

CIRUE


CIRUE

CIRUE

CIRUE

CIRUE

CIRUE



CIRUELA

CIRUE

CIRUE

CIRUE

a


a

a

a

a

a



CIRUELA

a

a

a

c


c

c

c

c

c



CIRUELA

CIRUELA

CIRUE

a

CIRUELA


CIRUE

a

CIRUELA

CIRUE

a



CIRUELA

CIRUELA

CIRUELA

CIRUELA

IRUELA


IRUELA

IRUELA

IRUELA

IRUELA

IRUELA



CIRUELA

IRUELA

IRUELA

IRUELA

RUELA


RUELA

RUELA

RUELA

RUELA

RUELA



CIRUELA

RUELA

RUELA

RUELA

LA


LA

LA

LA

LA

LA



Lidia Rodríguez Puerto
Nuria Ruiz Molina
Pictogramas de ARASAAC
Arasaac.org

CIRUELA

.

.

.

.


.

.

.

.

.



CEREZAS

CEREZAS

CEREZAS

CEREZAS

CEREZAS


CEREZAS

CEREZAS

CEREZAS

CEREZAS

CEREZAS



CEREZAS

CEREZAS

CEREZAS

CEREZAS

CERE


CERE

CERE

CERE

CERE

CERE



CEREZAS

CERE

CERE

CERE

CE


CE

CE

CE

CE

CE



CEREZAS

ce

ce

ce

c


c

c

c

c

c



CEREZAS

CEREZAS

CERE

CE

CEREZAS


CERE

CE

CEREZAS

CERE

CE



CEREZAS

CEREZAS

CEREZAS

CEREZAS

EREZAS


EREZAS

EREZAS

EREZAS

EREZAS

EREZAS



CEREZAS

CEREZAS

CEREZAS

CEREZAS

EREZAS


EREZAS

EREZAS

EREZAS

EREZAS

EREZAS



CEREZAS

REZAS

REZAS

REZAS

ZAS

ZAS

ZAS


ZAS

ZAS

ZAS



Three sets of handwriting practice lines. Each set consists of a solid top line, a dashed middle line, and a solid bottom line. A small red dot is placed on the solid top line of each set, serving as a starting point for letter formation. The first set has three dots, the second set has three dots, and the third set has three dots.



MANZANA

MANZANA MANZANA MANZANA

MANZANA MANZANA MANZANA

MANZANA MANZANA MANZANA




MANZANA

MANZANA MANZANA MANZANA

MANZA MANZA MANZA

MANZA MANZA MANZA



MANZANA

MANZA

MANZA

MANZA

MAN


MAN

MAN

MAN

MAN

MAN



MANZANA

MAN

MAN

MAN

M


M

M

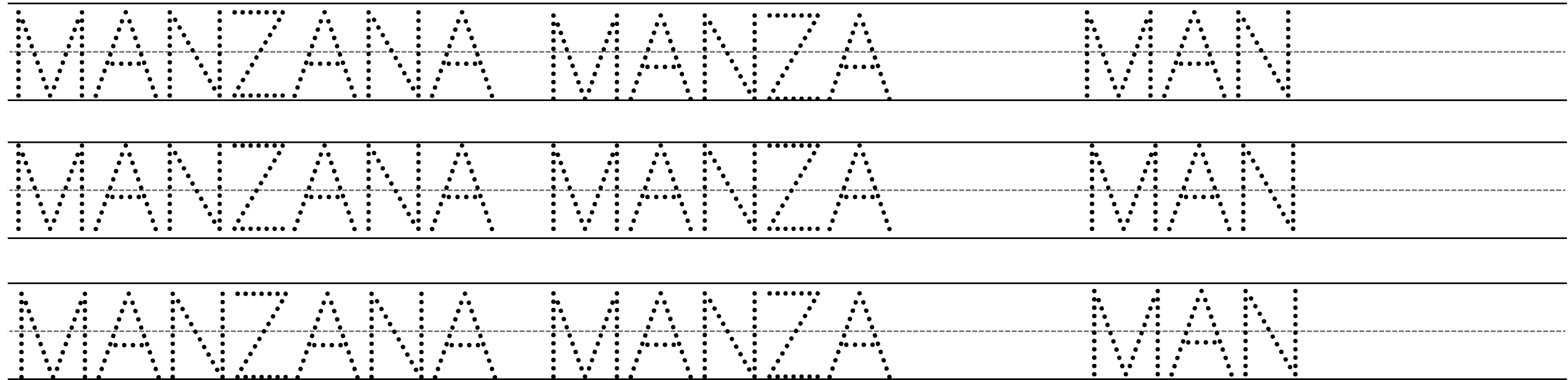
M


M

M



MANZANA






MANZANA

MANZANA MANZANA MANZANA

ANZANA ANZANA ANZANA

ANZANA ANZANA ANZANA



MANZANA

MANZANA

MANZANA

MANZANA

ZANA

ZANA

ZANA

ZANA

ZANA

ZANA



MANZANA

ZANA

ZANA

ZANA

NA


NA

NA

NA


NA

NA



MANZANA

Three sets of handwriting practice lines. Each set consists of a solid top line, a dashed middle line, and a solid bottom line. A small red dot is placed on the bottom line of each set, serving as a starting point for writing.




NARANJA

NARANJA NARANJA NARANJA

NARANJA NARANJA NARANJA

NARANJA NARANJA NARANJA




NARANJA

NARANJA NARANJA NARANJA

NARAN NARAN NARAN

NARAN NARAN NARAN



NARANJA

NARAN

NARAN

NARAN

NA


NA

NA

NA

NA

NA



NARANJA

NA

NA

NA

N


N

N

N

N

N




NARANJA

NARANJA NARAN NA

NARANJA NARAN NA

NARANJA NARAN NA




NARANJA

NARANJA NARANJA NARANJA

ARANJA ARANJA ARANJA

ARANJA ARANJA ARANJA



NARANJA

ARANJA

ARANJA

ARANJA

RANJA


RANJA

RANJA

RANJA

RANJA

RANJA



NARANJA

NARANJA

NARANJA

NARANJA

JA


JA

JA

JA


JA

JA



NARANJA

Three sets of handwriting practice lines. Each set consists of a solid top line, a dashed middle line, and a solid bottom line. A small red dot is placed on the bottom line of each set to indicate the starting point for writing.



MELOCOTÓN

MELOCOTÓN


MELOCOTÓN

MELOCOTÓN

MELOCOTÓN

MELOCOTÓN

MELOCOTÓN



MELOCOTÓN

MELOCOTÓN


MELOCOTÓN

MELOCO

MELOCO

MELOCO

MELOCO



MELOCOTÓN

MELOCO


MELOCO

MELO

MELO

MELO

MELO



MELOCOTÓN

MELO


MELO

ME

ME

ME

ME



MELOCOTÓN

ME


ME

M

M

M

M



MELOCOTÓN

MELOCOTÓN


MELOCO

MELOCOTÓN

MELOCO

MELOCOTÓN

MELOCO



MELOCOTÓN

MELO


ME

MELO

ME

MELO

ME



MELOCOTÓN

MELOCOTÓN


MELOCOTÓN

ELOCOTÓN

ELOCOTÓN

ELOCOTÓN

ELOCOTÓN



MELOCOTÓN

MELOCOTÓN


MELOCOTÓN

LOCOTÓN

LOCOTÓN

LOCOTÓN

LOCOTÓN



MELOCOTÓN

MELOCOTÓN


MELOCOTÓN

cotón

cotón

cotón

cotón



MELOCOTÓN

cotón


locotón

tón

tón

tón

tón



Lidia Rodríguez Puerto
Nuria Ruiz Molina
Pictogramas de ARASAAC
Arasaac.org

MELOCOTÓN

Handwriting practice lines for the word MELOCOTÓN. The page features three sets of horizontal lines: a solid top line, a dashed middle line, and a solid bottom line. Each set has a small red dot at the beginning of the top line to indicate the starting point for writing.