




ESTRUCTURACIÓN DE ORACIONES CON APOYO VISUAL



USO DE LA CLAVE DE COLOR:



PRONOMBRES PERSONALES
NOMBRES PROPIOS
(sujetos)





SUSTANTIVOS
(muchas veces aparecerán como
sujeto principal)







VERBOS






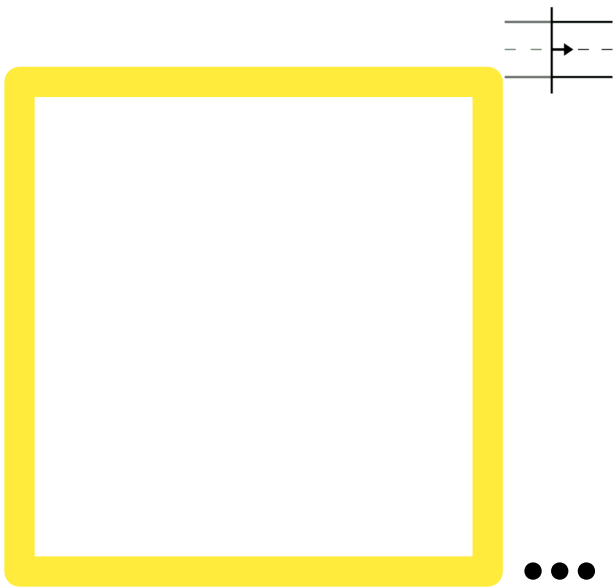
ADJETIVOS/CUALIDADES

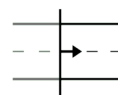















imágenes

IMÁGENES DESCARGADAS DE LA WEB
WWW.PIXABAY.COM



Además, el material anterior se podría utilizar con cualquier fotografía o imagen real. Se puede proponer una búsqueda en catálogos y revistas previa a esta actividad para que cada niño/a elija las que más le gusten.




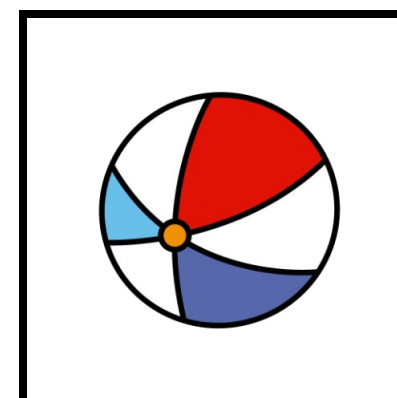




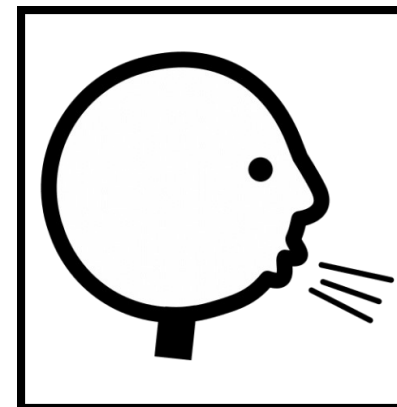
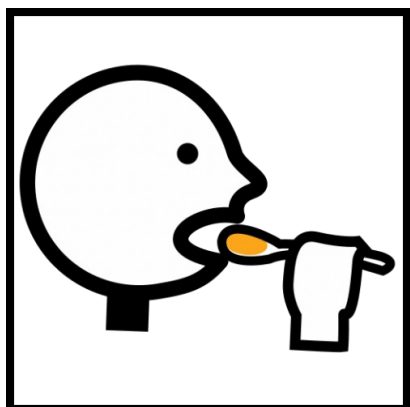








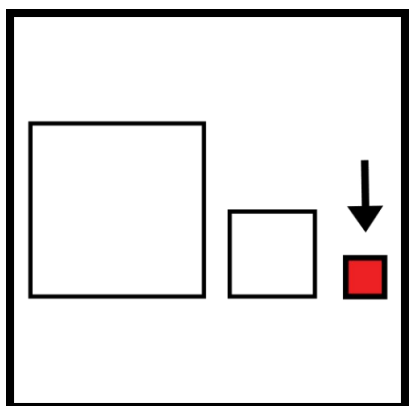
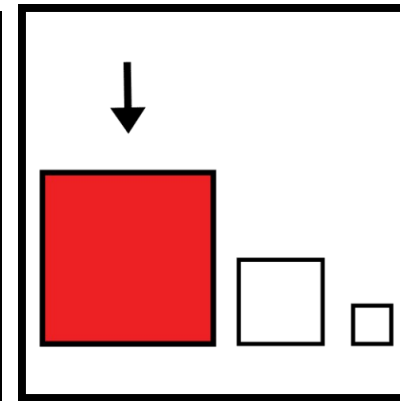

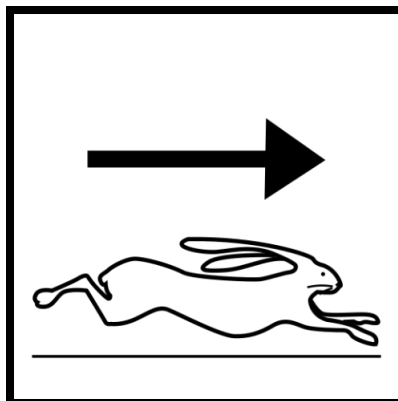


pictogramas

DESCARGADAS DE LA WEB
[WWW. ARASAAC. COM](http://WWW.ARASAAC.COM)



En este documento aparecen los pictogramas con marco negro listos para recortar y plastificar pero en función de las necesidades del alumnado se pueden descargar con marco de color (según la clave de color mencionada) directamente desde la web de ARASAAC







Con este material vamos a desarrollar la estructuración del lenguaje oral de nuestro alumnado.



lacasadelarbol_TEA



<https://lacasadelarboltea.blogspot.com/>