


COSTRUZIONE DI FRASI CON SUPPORTO VISIVO



USO DEL CODICE COLORE:



**PRONOMI PERSONALI
NOMI PROPRI
(soggetti)**






**SOSTANTIVI
(molte volte appariranno come
soggetto principale)**








VERBI








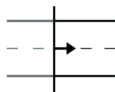

AGGETTIVI/QUALITÀ


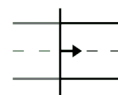















immagini

IMMAGINI SCARICATE DAL WEB
WWW.PIXABAY.COM



Naturalmente, il materiale precedente può essere utilizzato con qualsiasi fotografia o immagine reale. Si può proporre una ricerca su cataloghi e riviste prima di questa attività, in modo che ogni bambino possa scegliere quelli che gli piacciono di più.








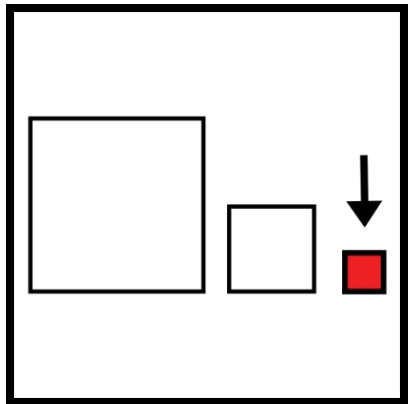
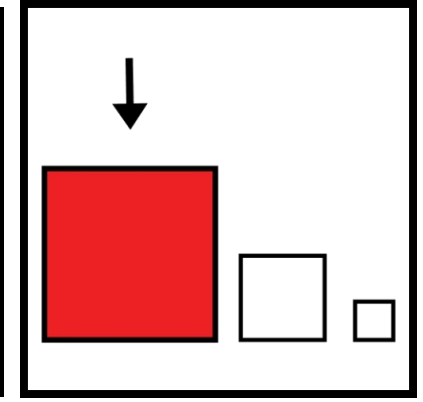

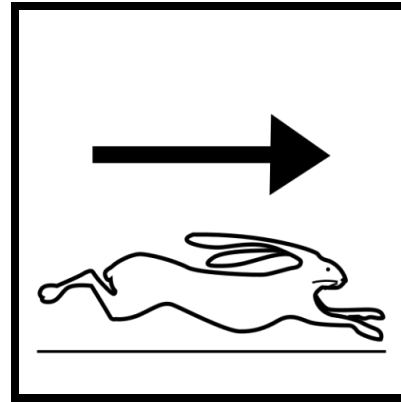


pittogrammi

SCARICATI DAL WEB
WWW.ARASAAC.ORG



In questo documento, i pittogrammi appaiono con una cornice nera, pronti per essere ritagliati e plastificati, ma a seconda delle esigenze degli studenti, possono essere scaricati con una cornice colorata (secondo il codice colore su riportato) direttamente dal portale ARASAAC.







**Con questo materiale andiamo a sviluppare la
strutturazione del linguaggio orale dei nostri studenti**



lacasadelartbol_TFA



<https://lacasadelartboltea.blogspot.com/>