

CUADERNO DEL HUERTO DE:


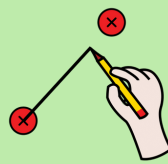


Pictogramas: Sergio Palao Procedencia: <http://arasaac.org>


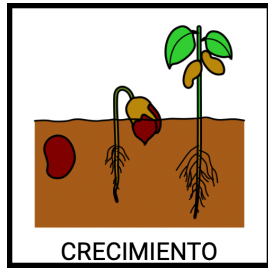
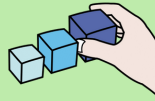
Licencia: CC (BY-NC-SA)

Autor: Irene Yáñez Leiro

Une



Ordena



1




2



3

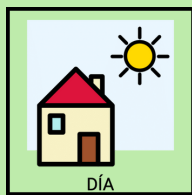




4





Registro







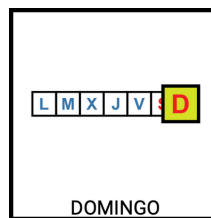
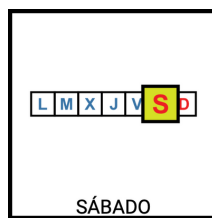
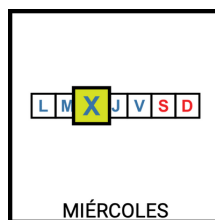
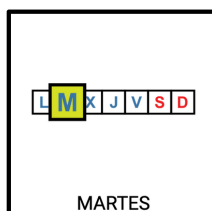
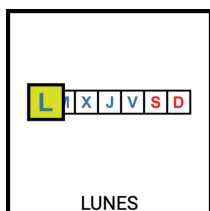

¿Qué tareas he hecho hoy?



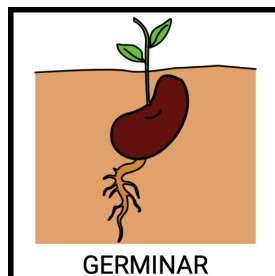

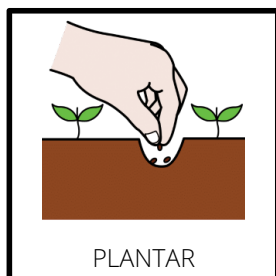
Registro







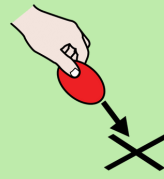
Adaptada



¿Qué tareas he hecho hoy?


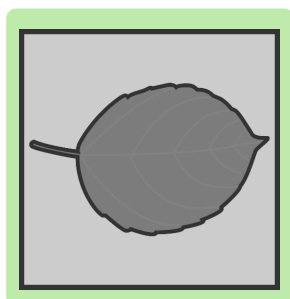
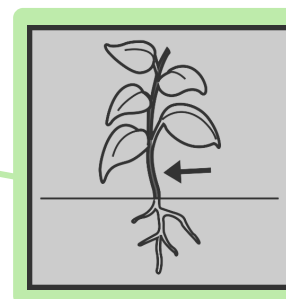


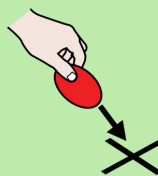


Coloca

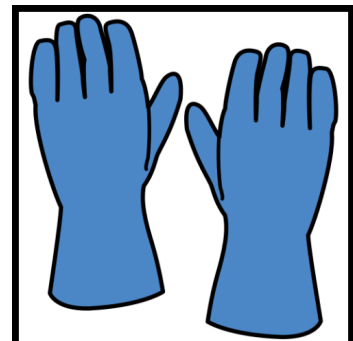





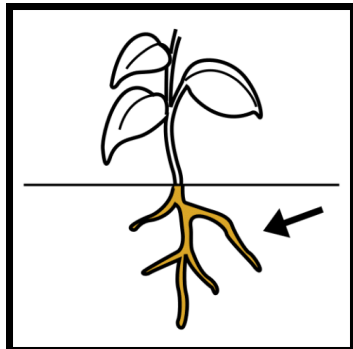
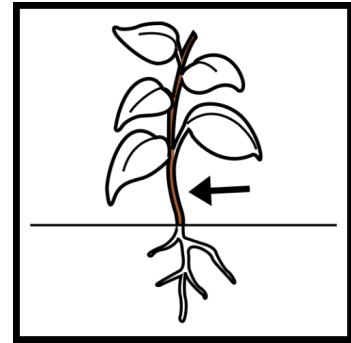


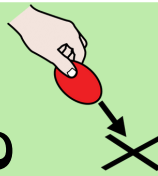


Pictogramas: Sergio Palao Procedencia: <http://arasaac.org> Licencia: CC (BY-NC-SA)
Creado con: Canva para Educación Autor: Irene Yáñez Leiro








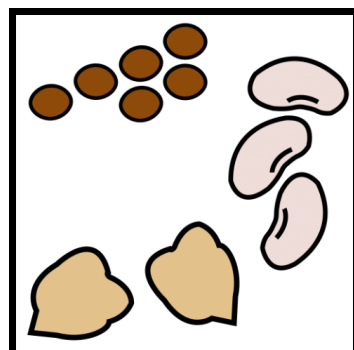

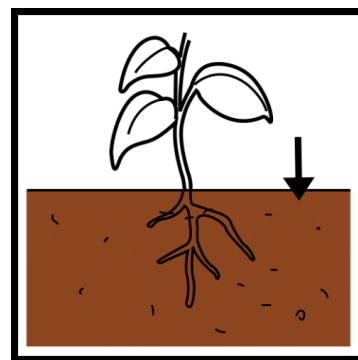



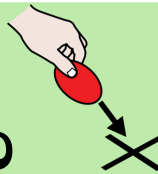
Coloca



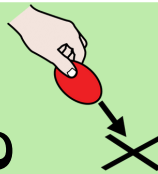
Coloca vocabulario




Coloca vocabulario




Coloca vocabulario



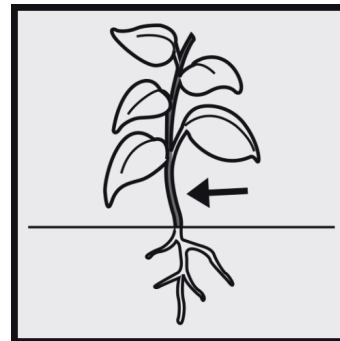
Adaptada



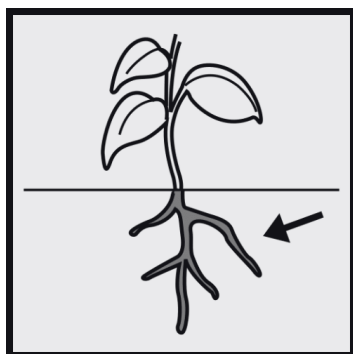
PÉTALO




HOJA



TALLO



RAÍZ



SEMBRAR



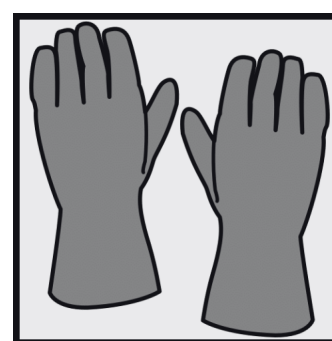
CAVAR



REGAR

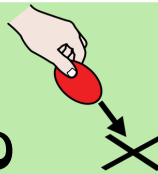


RECOLECTAR




GUANTES


Coloca vocabulario




Adaptada




RASTRILLO



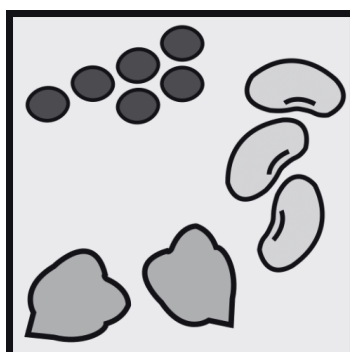
PALA



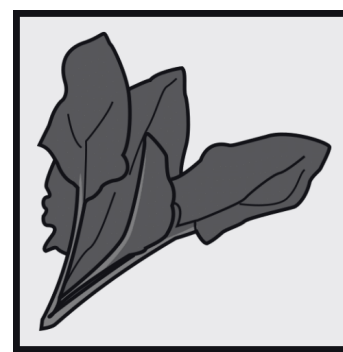
TIERRA




LECHUGA




SEMILLAS




ESPINACAS



TOMATE





AJO




PEREJIL

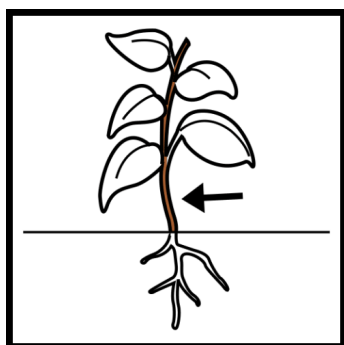
FORMA PALABRAS



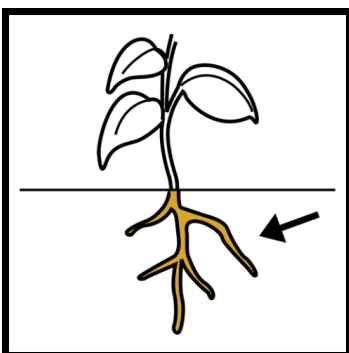
PÉTALO



HOJA


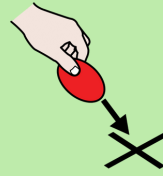


TALLO



RAÍZ

FORMA PALABRAS




PLANTAR



CAVAR

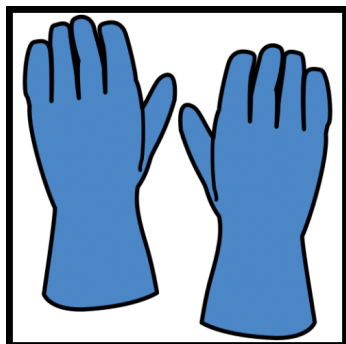



REGAR




RECOLECTAR


FORMA PALABRAS



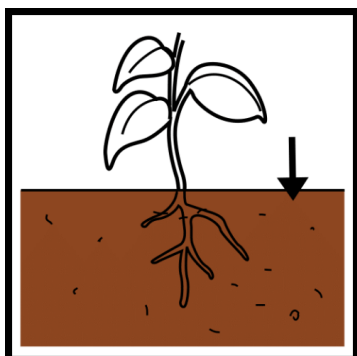
GUANTES



RASTRILLO


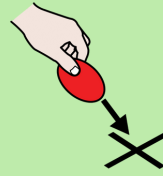


PALA

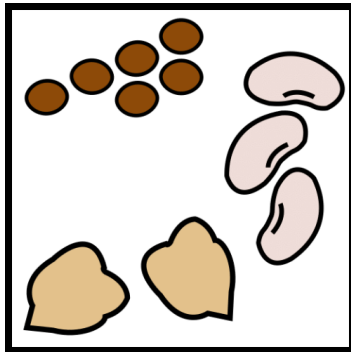


TIERRA

FORMA PALABRAS



LECHUGA





SEMILLAS




ESPINACAS


FORMA PALABRAS



TOMATE



AJO



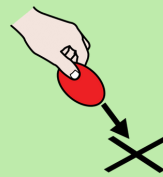
PEREJIL

FORMA FRASES





FORMA FRASES



Adaptada

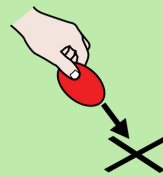


FORMA FRASES





FORMA FRASES




Adaptada




Fichas para recortar

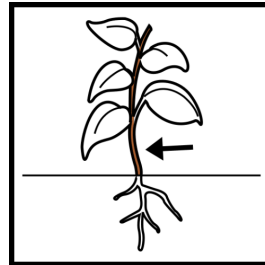
Partes planta



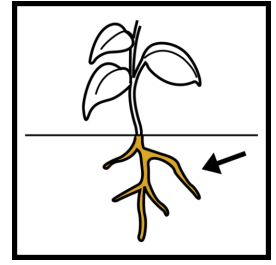
PÉTALO



HOJA

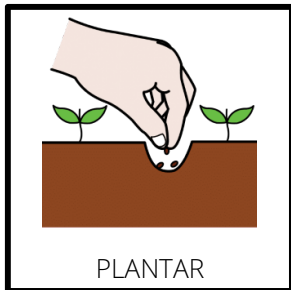


TALLO




RAÍZ

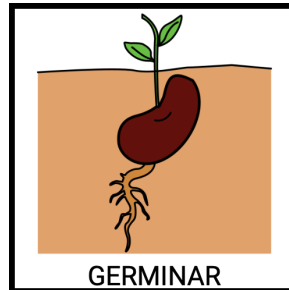
Crecimiento perejil




PLANTAR



REGAR




GERMINAR




RECOLECTAR

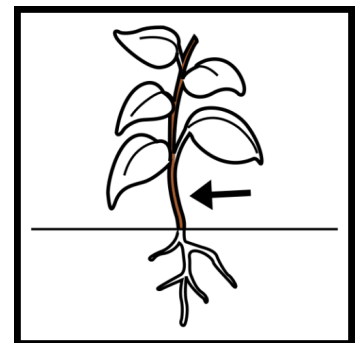
Vocabulario



PÉTALO



HOJA

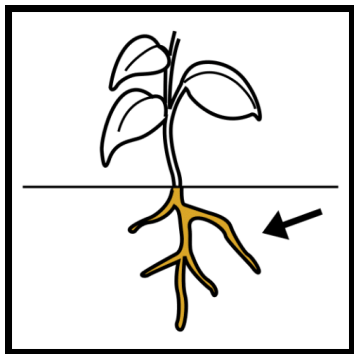


TALLO

PÉTALO


HOJA

TALLO



RAÍZ

RAÍZ



SEMBRAR

SEMBRAR




CAVAR

CAVAR




REGAR

REGAR




RECOLECTAR

RECOLECTAR




GUANTES

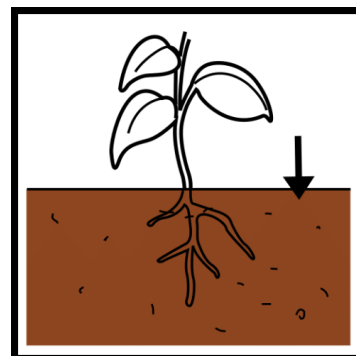
GUANTES



RASTRILLO




PALA




TIERRA

RASTRILLO



LECHUGA

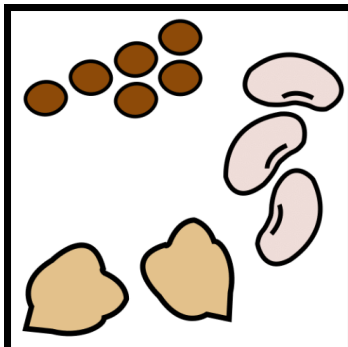
LECHUGA



TOMATE


TOMATE

PALA



SEMILLAS


SEMILLAS



AJO


AJO

TIERRA



ESPINACAS

ESPINACAS



PEREJIL

PEREJIL

P É T A L O

H O J A

T A L L O

R A Í Z

P L A N T A R

R E C O L E C T A R

G U A N T E S

R A S T R I L L O

P A L A

C A V A R

R E G A R

T I E R R A

L E C H U G A






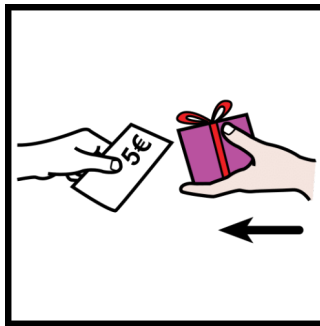



S E M I L L A S

E S P I N A C A S

T O M A T E

A J O

P E R E J I L



¡Hola! Mi nombre es **Irene Yáñez Leiro**.
Soy maestra de Audición
y Lenguaje y estudiante de último curso
de Logopedia

¿Te interesa alguno de
mis recursos?
¡Qué ilusión me hace!
¡Compartir es vivir!

¡Muchas gracias!



@profeirene_al

irene AL

Puedes contactar conmigo a través de instagram : @profeirene_al
o de mi correo electrónico: ireneyl@outlook.com

Te dejo algunos consejos sobre el uso
adecuado del material:

- Puedes emplearlo en tu clase, hogar o gabinete
 - Puedes compartirlo siempre que menciones su autoría
 - Todos los derechos están reservados y son propiedad de Irene Yáñez Leiro
 - **No** debes modificarlos sin permiso
 - **No** debes comercializarlos
- ¡Valoremos el trabajo que hay detrás de cada recurso!**

