

My calendar book

This is a personal calendar book version. Each student will have a calendar book that they will use while the teacher/ students complete the classroom calendar.

We recommend that you print the following pages and laminate them. If you do not have a laminator, we recommend using protective plastic sheets.


Students will answer the questions by circling the correct picture with a dry erase marker on their calendar book.

Use a metal ring to connect these pages or put them in a three-ring binder.

My calendar book

Name _____

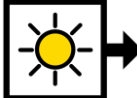
•Pictograms author: Sergio Palao. Origin: [ARASAAC](http://www.arasaac.org)
(<http://www.arasaac.org>). License: CC (BY-NC-SA). Owner: Government of Aragon
(Spain) Author <http://teachers-make.com>

 =
Today is



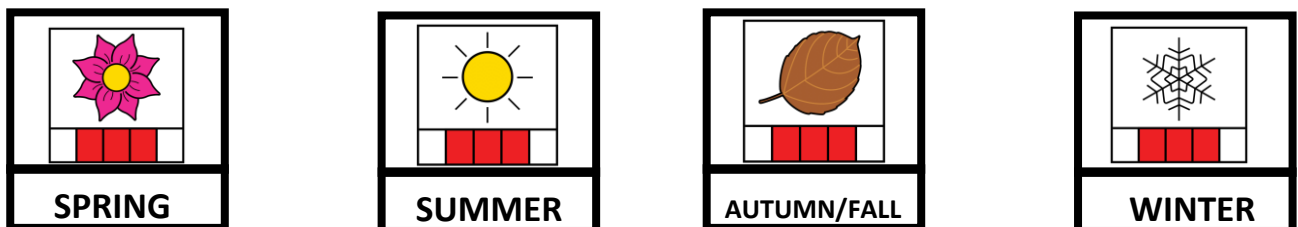
 
Yesterday was



 =
Tomorrow is




 =
The season is





The weather is




SUNNY




RAINY




WINDY




CLOUDY



PARTLY CLOUDY




PARTLY SUNNY



COLD




WARM




HOT




The month is




JANUARY




FEBRUARY




MARCH




APRIL




MAY



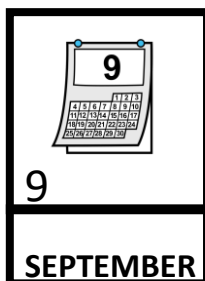
JUNE




JULY



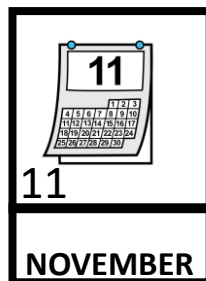
AUGUST




SEPTEMBER



OCTOBER



NOVEMBER



DECEMBER



The day is

1	2	3	4	5	6	7	8	9	10
11	12	13	14	15	16	17	18	19	20
21	22	23	24	25	26	27	28	29	30
31									



The year is

2020

2021

2022



Write the date

_____	/	_____	/	_____
Month		Day		Year