

BUSCA BUSCA...

Nivel 1: 10 dibujos (buscar 5)

Nivel 2: 20 dibujos (buscar 10)

	NIVEL 1	NIVEL 2
◇ ANIMALES QUE VUELAN	1	12
◇ ANIMALES QUE VIVIEN EN EL MAR	2	13
◇ ANIMALES QUE VIVEN EN LA GRANJA	3	14
◇ PARTES DEL CUERPO	4	15
◇ PRENDAS DE ROPA	5	16
◇ NOS LO PONEMOS EN LA CABEZA	6	17
◇ SE COMEN	7	18
◇ ESTÁN EN LA COCINA	8	19
◇ ESTÁN EN EL BAÑO	9	20
◇ ESTÁN EN EL COLEGIO	10	21
◇ SON REDONDOS	11	22





10 DIBUJOS

5 ELEMENTOS QUE PERTENECEN AL
CENTRO DE INTERÉS





5 DISTRACTORES



ANIMALES QUE VUELAN






BUSCA...

5








ANIMALES
QUE VIVEN
EN EL MAR



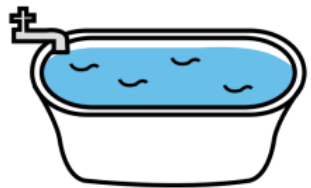


BUSCA...
5




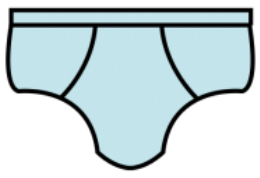


ANIMALES
QUE VIVEN
EN LA GRANJA

BUSCA...
5







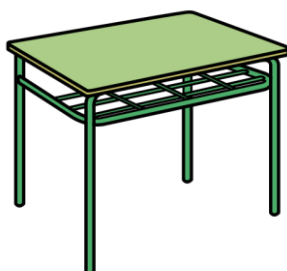

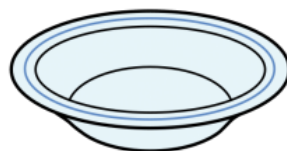



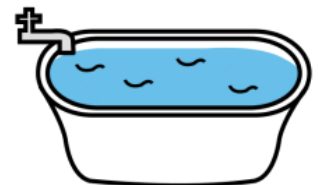
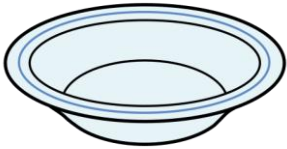


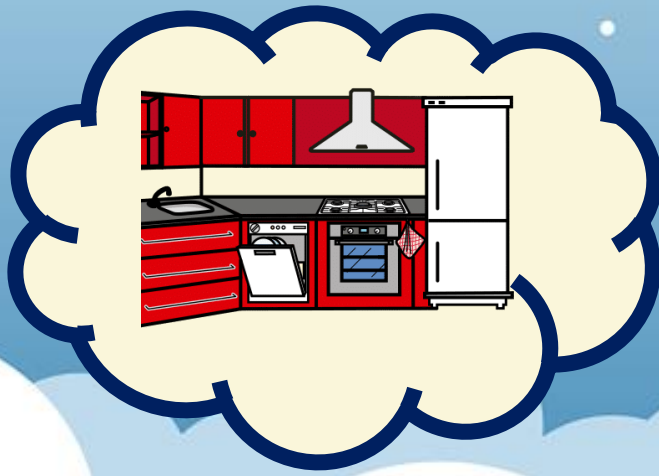
NOS LO
PONEMOS EN
LA CABEZA

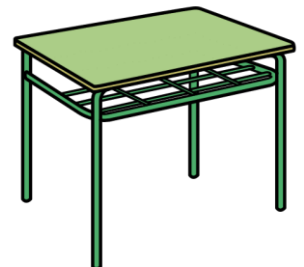
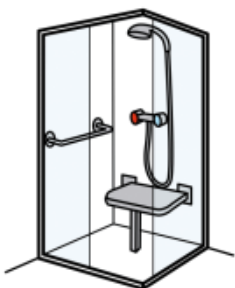
BUSCA...

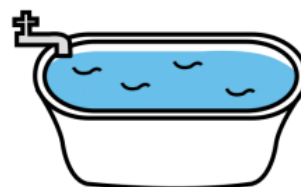
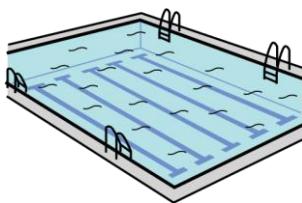
5


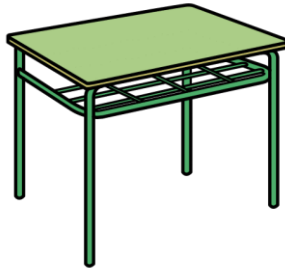
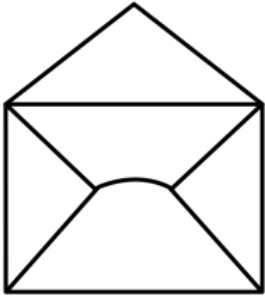





















20 DIBUJOS

10 ELEMENTOS QUE PERTENECEN AL
CENTRO DE INTERÉS







10 DISTRACTORES










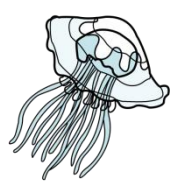



ANIMALES
QUE VIVEN
EN EL MAR


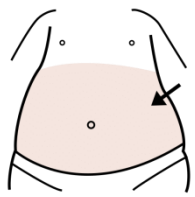
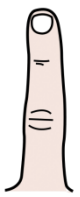

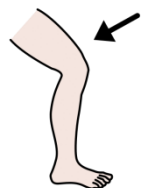

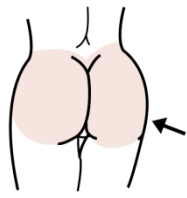

BUSCA...
10





ANIMALES
QUE VIVEN
EN LA GRANJA

BUSCA...
10



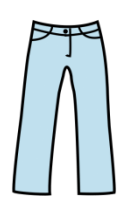



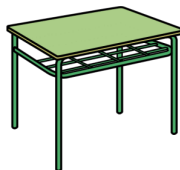

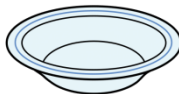





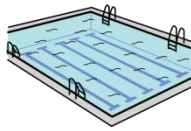
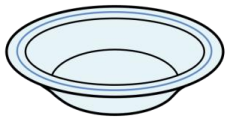

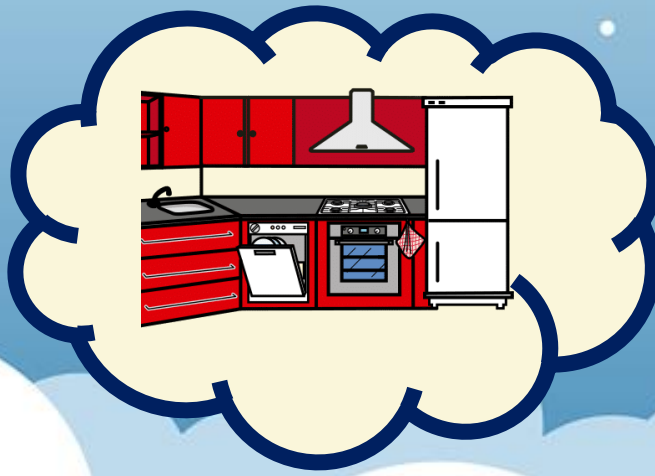



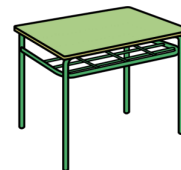
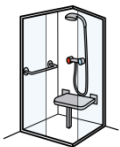
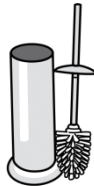
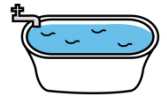
NOS LO
PONEMOS EN
LA CABEZA


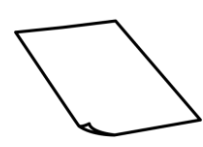


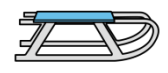
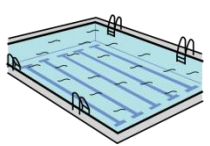

BUSCA...
10




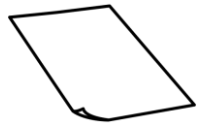

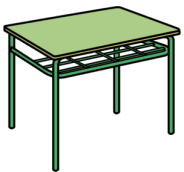

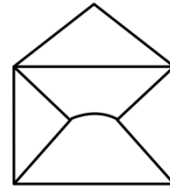














ELEMENOS DE MUESTRA NIVEL 1

Recorta cada tira de dibujos para ponerla junto a la página, si el niño necesita ayuda para encontrar los elementos



ELEMENOS DE MUESTRA NIVEL 2

Recorta cada tira de dibujos para ponerla junto a la página, si el niño necesita ayuda para encontrar los elementos



¡GRACIAS POR DESCARGAR NUESTRO MATERIAL!



FUENTES UTILIZADAS

PICTOGRAMAS

Autor pictogramas: Sergio Palao Procedencia: ARASAAC
(<http://arasaac.org>) Licencia: CC (BY-NC-SA)

IMÁGENES

www.pixabay.es

