




“ESTAMOS EN PRIMAVERA”



¿QUÉ TRABAJAMOS?

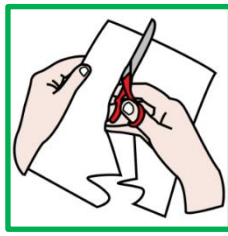
- Rutina “tarea mesa” (sentados)
- Atención.
- Discriminación.
- Comprensión instrucción.
- Mantenimiento en la tarea.
- Motricidad fina.
- Lectura globalizada.
- Coordinación óculo manual
- Conceptos: igual, encima, dentro...
- Contaje y numeración (1-4).



PRIMAVERA

--	--	--	--

--	--	--	--	--	--	--	--	--



PRI

MA

VE

RA

P

R

I

M

A





V

E

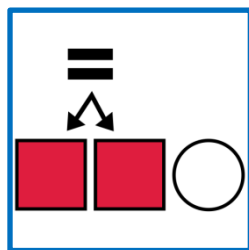
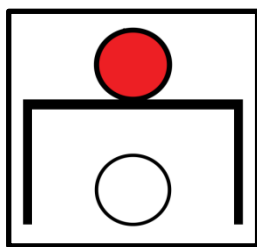
R

A





PRIMAVERA

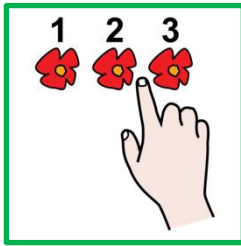


o Procedencia: AR
: (BY-NC-SA) Propie
o

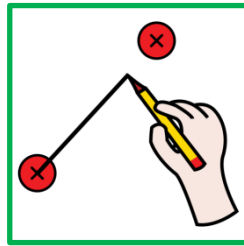


- RECORTA, DE LA PÁGINA ANTERIOR Y PEGA ENCIMA LAS QUE SON IGUALES.






y




- CUENTA Y UNE.




4




2




3





1




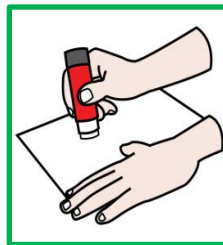
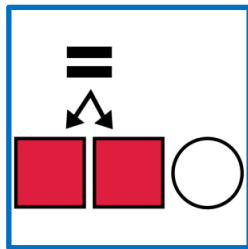

- COLOREA.






- RODEA LAS FRESAS. ¿DÓNDE ESTÁN LAS FRESAS? AQUÍ, Y LA RODEO.

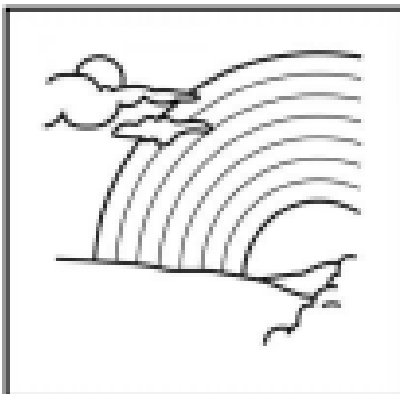





- LEO (MIRO), Y PEGO EN LOS IGUALES (PÁGINA SIGUIENTE).



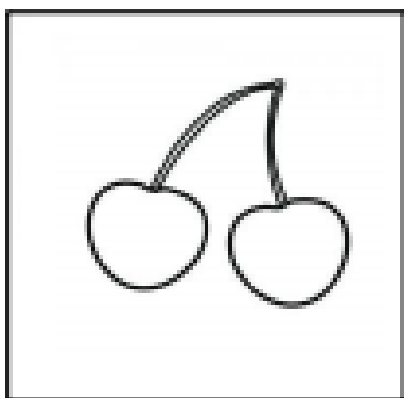
ABEJA




ARCOÍRIS




CARACOL



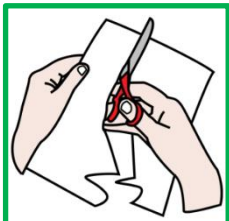
CEREZAS




FLOR



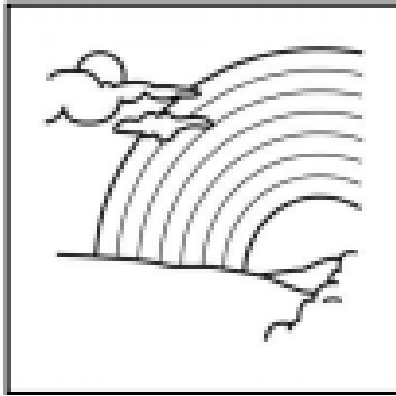
FRESA




RECORTA Y PEGA EN LA OTRA PÁGINA BUSCANDO EL IGUAL..



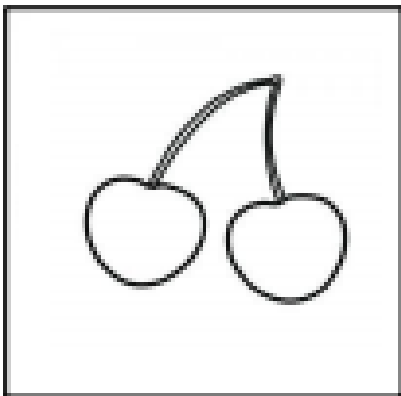
ABEJA




ARCOÍRIS




CARACOL



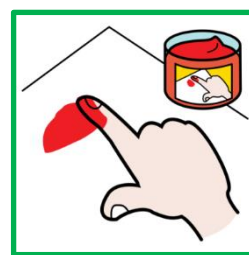

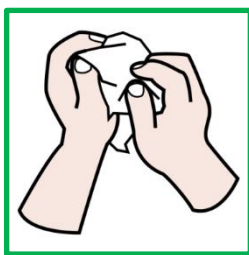
CEREZAS




FLOR




FRESA




1º) COJO Y ARRUGO TROZOS DE PAPEL (HIGIÉNICO, COCINA, SERVILLETA y/o ALGODÓN) 2º) PEGO SOBRE UN CUADRITO Y PINTO DEL COLOR



Según se encuentre de colaborador/a puede hacer toda la instrucción o solo arrugar y pegar.



ABEJA



CARACOL

