



“SIAMO IN PRIMAVERA”

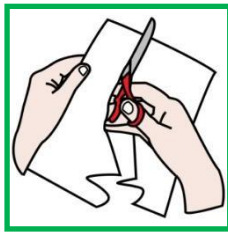


COSA SI LAVORA?

- Rutine “compito al tavolo” (seduti)
- Attenzione e concentrazione.
- Discriminazione.
- Comprensione delle istruzioni.
- Capacità di portare a termine il compito.
- Motricità fine.
- Lettura globalizzata.
- Coordinazione oculo-manuale
- Concetti: uguale, sopra, dentro...
- Conteggio e numerazione (1-4).



PRIMAVERA



PRI

MA

VE

RA

P

R

I

M

A




V

E

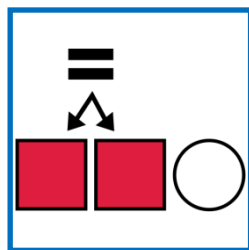
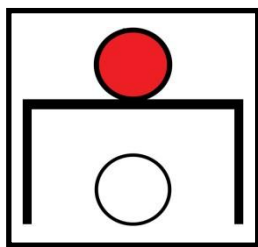

R

A





PRIMAVERA

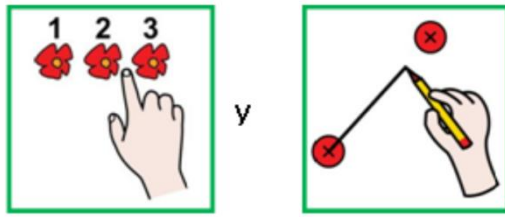


o Procedencia: AF
: (BY-NC-SA) Propie
D




- **RITAGLIA, DALLA PAGINA PRECEDENTE E INCOLLA SOPRA LE IMMAGINI CHE SONO UGUALI.**






CONTA E ASSOCIA




4




2



3




1




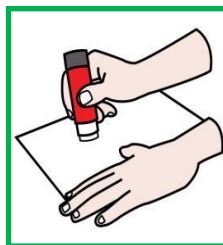
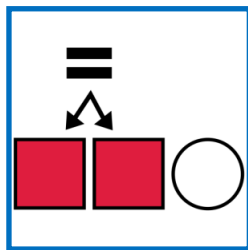

- COLORA





- CERCHIA LE FRAGOLE. DOVE SONO LE FRAGOLE? “QUI” E CERCHIA.





- LEGGO (GUARDO), E INCOLLO SOPRA LE IMMAGINI UGUALI (PAGINA SEGUENTE)



APE




ARCOBALENO




LUMACA



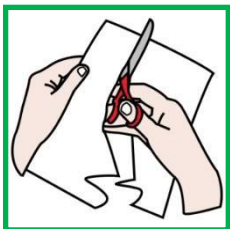
CILIEGIE



FIORE



FRAGOLA



RITAGLIA E INCOLLA NELLA PAGINA SEGUENTE CERCANDO
L'UGUALE



APE



ARCOBALENO




LUMACA



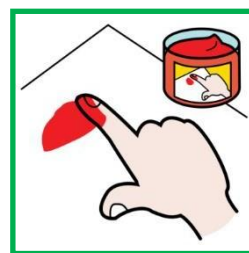
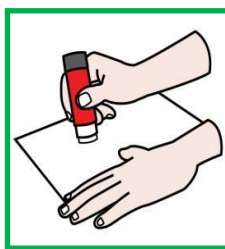
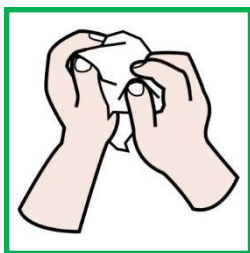
CILIEGIE









FIORE




FRAGOLA



1º) PRENDO E STROPICCIO PEZZI DI CARTA (IGIENICA, DA CUCINA, TOVAGLIOLI e/o COTONE) 2º) INCOLLO SOPRA OGNI RIQUADRO E DIPINGO DEL COLORE INDICATO

A seconda di quanto sia collaborativo/a si può eseguire tutta la consegna o solo una parte.



APE



LUMACA

