

TO TRAVEL WITH AIRPLANE



IT IS IMPORTANT TO KNOW



1 – WE CHECK-IN OURSELVES AND OUR CASES , AT A FRONT DESK



OR FLIGHT ATTENDANT



AND GIVE



OUR ID CARD



OR


PASSPORT



2 – THE STEWARDESS OR A STEWARD

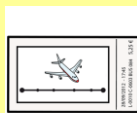


GIVE US



A

BOARDING PASS

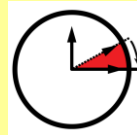


THIS HAS THE GATE NUMBER,



THE TIME

OF BOARDING



THE AIRPLANE




AND THE NUMBER OF THE

CHAIR



3 – WE PASS THE PORTS WITH METAL DETECTORS



AND



CUSTOMS AND WE GO TO THE GATE



OF THE AIRPLANE



4 – WHEN THE AIRPLANE



TAKES OFF



OR DESCENDS.



YOU

MUST BE SEATED



IN YOUR CHAIR WITH THE SAFETY BELT ON.



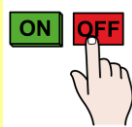
YOUR TELEPHONE



AND TABLET



MUST BE TURNED OFF



5 – WHEN THE AIRPLANE FLIES




, WE MAY GO TO THE TOILET



EAT



, DRINK



, READ A BOOK



, LISTEN MUSIC



OR USE

THE TELEPHONE



OR THE TABLET



ONLY IN AIRCRAFT

MODE



. IF WE DO NOT KNOW SOMETHING



WE CAN ASK THE


STEWARDESS



OR STEWARD



. WE DO NOT HOLLER

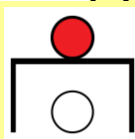


YOU

PRESS THE BUTTON



ABOVE THE



CHAIR WHERE WE SIT, YOU ALSO

SEE THE LIGHT OF THE BELTS





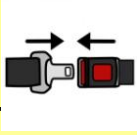
. WHEN THIS SIGNAL GOES AND THE

LAMP



SEAT BELTS TURNS ON, YOU GO BACK TO YOUR CHAIR




TO SIT  IN IT AND FASTEN YOUR SEAT BELT  , WE MAY HAVE

TURBULENCE



6 – DURING THE LANDING,  AND UNTIL THE AIRPLANE STAND STILL AT THE


JET BRIDGE



WE SHOULD STAY SITTING



WITH THE BELT ON,



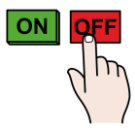
WE MUST ALSO HAVE OUR TELEPHONE



AND OUR TABLET



TURNED OFF



TO REDUCE THE PRESSURE IN OUR EARS



, WE CAN

EAT CANDIES




OR CHEWING GUM



. WE LEAVE THE AIRPLANE



AND COLLECT



OUR SUITCASES



7 – WE PASS CUSTOMS



AND GO TO THE EXIT



OF THE

AIRPORT

