

# Técnicas para obsesiones y rabietas

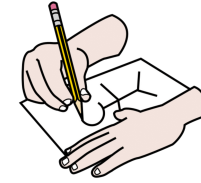

**Este material incluye estrategias específicas para unos alumnos en particular. De manera que han de entenderse como un ejemplo para adaptar a nuestro alumnado.**

Para su elaboración se han utilizado pictogramas de: Sergio Palao.  
Origen: ARASAAC (<http://www.arasaac.org>). Licencia: CC (BY-NC-SA).

Propiedad: Gobierno de Aragón (España)



# Yo puedo dibujar un pez




**LUNES**

**MARTES**


**MIÉRCOLES**

**JUEVES**




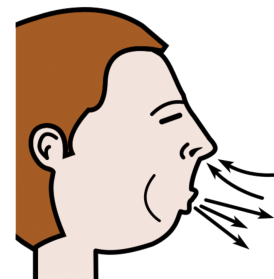
**VIERNES**






**Si me enfado NO: GRITO ME ESCONDO PEGO LLORO ROMPO**






**Si me enfado SÍ: RESPIRO PASEO RINCÓN MUÑECO**























**SI ME SIENTO...Y: GRITO ME ESCONDO PEGO LLORO ROMPO → TODOS**



**SI ME SIENTO... Y: RESPIRO PASEO RINCÓN MUÑECO → TODOS**








 			
 			
 			
 			





1




2



3



4





# SI ME ENFADO







# SI ME ENFADO

