

Lince de sombras de "Nuestra Primavera"

En un mismo juego

Diversas formas y niveles para jugar



En un mismo juego diversas formas y niveles para jugar.









1. Emparejar siluetas
2. Buscar en la plantilla de manera individual y/o con amigas y amigos
3. Memory de imágenes y/o siluetas
4. Metodología teachh, trabajo autónomo.
5. Busca las parejas iguales.
6. Construimos nuestro jardín denominando las flores
7. Y otros muchos que se te ocurrirán seguro






Nivel 1



1. Recortamos las imágenes a color una a una y debe colocarla en la plantilla de sombras, hemos colocado tres sombras, si es necesario se podrían recortar e ir poniendo una sombra con la imagen correspondiente o una sombra y dos imágenes para la discriminación y la elección.
2. Podemos modelar en un principio, podemos no dar mas instrucciones que las claves visuales, o ver el desarrollo de la tarea con la mínima indicación. Ir retirando los apoyos según vayamos avanzando

















 carmen capilla p rez




 carmen capilla p rez



















 carmen capilla p rez






 carmen capilla p rez






Pictogramas: Arasaac




 carmen capilla p rez



 carmen capilla p rez



 carmen capilla perez












 carmen capilla perez

Nivel 2




















1. Como trabajo autónomo metodología Teachh podemos ir dando las imágenes y que las ponga encima de la plantilla de Nuestra Primavera.
2. En un segundo momento, dar las tarjetas que tienen tres o mas imágenes y que las vaya tachando.
3. Podemos jugar con amigas y amigos encontrando juntas y juntos las imágenes de nuestras tarjetas o con amigos y amigas encontrándolas de manera individual, desarrollando habilidades sociales y de comunicación.















Nivel 3








1. Esta misma actividad podemos utilizarla en mesa de luz con las plantillas individuales y con la plantilla donde están todas las siluetas.
2. También podemos imprimirlas, por duplicado e ir haciendo juegos de parejas.
3. Otra idea es imprimirlas y jugar a un memory tanto de las imágenes como de las siluetas, o de ambas imágenes a la vez





carmen capilla perez


























Pictogramas: Arasaac









Pictogramas: Arasaac






















Pictogramas: Arasaac











Pictogramas: Arasaac








Pictogramas: Arasaac



Pictogramas: Arasaac





♥ Psicopedagoga

