


-ra -re -ri -ro -ru


-RA -RE -RI -RO -RU

-r


Posición: partir de la pronunciación continuada de t, d, t, d. Sigue con la pronunciación continuada de t, 1, t, 1. Y finaliza con la emisión de una /d/ prolongada. Finalmente le enseñamos la posición correcta..




a → **-ra**




e → **-re**



i → **-ri**

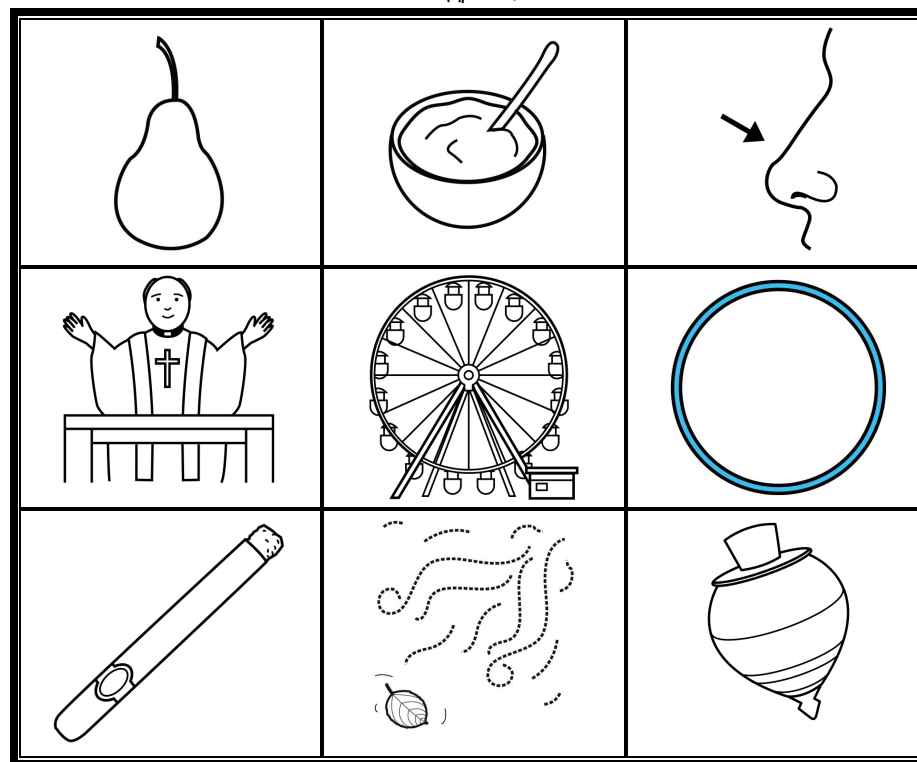




o → **-ro**




u → **-ru**

-ra -re -ri -ro -ru





-ra -re -ri -ro -ru



-RA -RE -RI -RO -RU